

SIMONWORK

Equipamiento de Taller y Bancos de Trabajo
Workshop Equipment and Work Benches
Werkstattausrüstung und Werkbänke
Matériel D'atelier et Établis
Equipamentos de Oficina e Bancadas de Trabalho



Simon
Rack
SINCE 1964 - MANUFACTURER



Simonwork

EQUIPAMIENTO DE TALLER y BANCOS DE TRABAJO
WORKSHOP EQUIPMENT AND WORK BENCHES
WERKSTATTAUSTRÜSTUNG UND WERKBÄNKE
MATÉRIEL D'ATELIER ET ÉTABLIS
EQUIPAMENTOS DE OFICINA E BANCADAS DE TRABALHO



Simon
Rack
SINCE 1964 - MANUFACTURER



BASIC
p. 210

WAGON
p. 213

CHIPBOARD
METAL

ECOWORK BT2
p. 214

BOX

BT0
p. 216

BOX
CABINET

BT1
p. 218

BOX

BT2
p. 220

BOX
CABINET

BT3
p. 222

BOX

BT4
p. 224

BOX

BT5
p. 226

BOX

CABINET TOOLS
p. 227

PANELCLICK
p. 228



BT6 MDF
p. 231

BOX 1
BOX 2
BOX 3
BOX 4
BOX 5
CABINET

BT6 METAL
p. 233

BOX 1
BOX 2
BOX 3
BOX 4
BOX 5
CABINET

BT6 LAMINATE TANDEM
p. 235

TANDEM BOX 2
TANDEM BOX 6
TANDEM BOX 10
CABINET1 BOX 1
CABINET1 BOX 5

BT6 PROFESIONAL

BT6 PRO LAMINATE
p. 232

PRO
PRO BOX 1
PRO BOX 2
PRO BOX 3
PRO BOX 4
PRO BOX 5
PRO CABINET

BT6 PRO METAL
p. 234

PRO
PRO BOX 1
PRO BOX 2
PRO BOX 3
PRO BOX 4
PRO BOX 5
PRO CABINET

BAÚL METAL
p. 236

ACCESORIOS ACCESSORIES
p. 238



SIMONWORK BASIC 01



SIMONWORK BASIC 02

MODEL	H x W x D mm (inch)	Load Capacity kg (lb)	Ant. EAN Code	Bl/Or EAN Code	Grey EAN Code	Blue EAN Code	€/Unit	Zinc. EAN Code	€/Unit	Kg/Unit (lb/Unit)	Unit	EU Palet Trailer Container 20'y 40'
SIMONWORK BASIC 1 1200	842 x 1210 x 460 (33.1" x 47.6" x 18.1")	400 kg (880 lb)	8425437137464	8425437089701	8425437093746	8425437093753	64,58 €	8425437093760	61,27 €	16,20 (35.7)	16	1188 396 450
	842 x 1210 x 610 (33.1" x 47.6" x 24.0")	400 kg (880 lb)	8425437137501	8435104992104	8435104992227	8435104992944	72,12 €	8435104992586	68,58 €	17,61 (38.8)	16	1188 396 900
	842 x 1210 x 760 (33.1" x 47.6" x 29.9")	400 kg (880 lb)	8425437137549	8435104992142	8435104992265	8435104992982	88,36 €	8435104992623	83,96 €	19,71 (43.5)	13	924 308 700
	842 x 1210 x 910 (33.1" x 47.6" x 35.8")	400 kg (880 lb)	8425437137587	8435104992180	8435104992302	8435104993026	89,96 €	8435104992661	85,95 €	21,82 (48.1)	30	705 330 570
SIMONWORK BASIC 1 1500	842 x 1510 x 460 (33.1" x 59.4" x 18.1")	400 kg (880 lb)	8425437137471	8425437089763	8425437093777	8425437093784	76,15 €	8425437093791	72,33 €	19,13 (42.2)	16	990 330 375
	842 x 1510 x 610 (33.1" x 59.4" x 24.0")	400 kg (880 lb)	8425437137518	8435104992111	8435104992234	8435104992951	85,38 €	8435104992593	81,34 €	20,91 (46.1)	16	1188 396 900
	842 x 1510 x 760 (33.1" x 59.4" x 29.9")	400 kg (880 lb)	8425437137556	8435104992159	8435104992272	8435104992999	96,35 €	8435104992630	93,08 €	23,50 (51.8)	13	924 308 700
	842 x 1510 x 910 (33.1" x 59.4" x 35.8")	400 kg (880 lb)	8425437137594	8435104992197	8435104992319	8435104993033	107,17 €	8435104992678	102,70 €	26,09 (57.5)	16	680 220 500
SIMONWORK BASIC 1 1800	842 x 1810 x 460 (33.1" x 71.2" x 18.1")	400 kg (880 lb)	8425437137488	8425437089770	8425437093807	8425437093814	85,95 €	8425437093821	81,61 €	21,65 (47.7)	30	570 300 750
	842 x 1810 x 610 (33.1" x 71.2" x 24.0")	400 kg (880 lb)	8425437137525	8435104992128	8435104992241	8435104992968	96,27 €	8435104992609	91,72 €	23,70 (52.3)	30	645 330 525
	842 x 1810 x 760 (33.1" x 71.2" x 29.9")	400 kg (880 lb)	8425437137563	8435104992166	8435104992289	8435104993002	109,87 €	8435104992647	99,44 €	26,64 (58.7)	30	570 330 465
	842 x 1810 x 910 (33.1" x 71.2" x 35.8")	400 kg (880 lb)	8425437137600	8435104992203	8435104992326	8435104993040	120,86 €	8435104992685	115,90 €	29,59 (65.2)	30	510 330 405
SIMONWORK BASIC 1 2100	842 x 2100 x 460 (33.1" x 82.6" x 18.1")	400 kg (880 lb)	8425437137495	8425437089787	8425437093838	8425437093845	98,00 €	8425437093852	93,15 €	23,18 (51.1)	30	540 302 870
	842 x 2100 x 610 (33.1" x 82.6" x 24.0")	400 kg (880 lb)	8425437137532	8435104992135	8435104992258	8435104992975	107,17 €	8435104992616	102,10 €	26,48 (58.4)	30	585 330 465
	842 x 2100 x 760 (33.1" x 82.6" x 29.9")	400 kg (880 lb)	8425437137570	8435104992173	8435104992296	8435104993019	122,36 €	8435104992654	117,10 €	29,78 (65.7)	30	510 330 405
	842 x 2100 x 910 (33.1" x 82.6" x 35.8")	400 kg (880 lb)	8425437137617	8435104992210	8435104992333	8435104993057	134,54 €	8435104992692	129,08 €	33,09 (73.0)	30	450 330 360

MODEL	H x W x D mm (inch)	Load Capacity kg (lb)	Ant. EAN Code	Bl/Or EAN Code	Grey EAN Code	Blue EAN Code	€/Unit	Zinc. EAN Code	€/Unit	Kg/Unit (lb/Unit)	Unit	EU Palet Trailer Container 20'y 40'
SIMONWORK BASIC 2 1200	842 x 1210 x 460 (33.1" x 47.6" x 18.1")	400 kg (880 lb)	8425437137624	8435104983522	8425437093869	8425437093876	77,51 €	8425437093883	74,31 €	19,78 (43.6)	16	990 330 750
	842 x 1210 x 610 (33.1" x 47.6" x 24.0")	400 kg (880 lb)	8425437137662	8435104983560	8435104992340	8435104993064	89,32 €	8435104992708	85,92 €	23,31 (51.4)	16	990 330 750
	842 x 1210 x 760 (33.1" x 47.6" x 29.9")	400 kg (880 lb)	8425437137709	8435104983607	8435104992388	8435104993101	105,61 €	8435104992746	102,04 €	26,84 (59.2)	13	895 330 720
	842 x 1210 x 910 (33.1" x 47.6" x 35.8")	400 kg (880 lb)	8425437137747	8435104983645	8435104992425	8435104993149	118,41 €	8435104992784	113,72 €	30,37 (67.0)	30	390 185 315
SIMONWORK BASIC 2 1500	842 x 1510 x 460 (33.1" x 49.4" x 18.1")	400 kg (880 lb)	8425437137655	8435104983539	8425437093890	8425437093906	94,07 €	8425437093913	90,40 €	24,05 (53.0)	16	990 330 750
	842 x 1510 x 610 (33.1" x 49.4" x 24.0")	400 kg (880 lb)	8425437137679	8435104983577	8435104992357	8435104993071	109,24 €	8435104992715	105,38 €	28,55 (62.9)	16	825 330 675
	842 x 1510 x 760 (33.1" x 49.4" x 29.9")	400 kg (880 lb)	8425437137716	8435104983614	8435104992395	8435104993118	129,86 €	8435104992753	125,89 €	33,06 (72.9)	13	715 286 585
	842 x 1510 x 910 (33.1" x 49.4" x 35.8")	400 kg (880 lb)	8425437137754	8435104983652	8435104992432	8435104993156	146,24 €	8435104992791	142,08 €	37,56 (82.8)	16	630 220 500
SIMONWORK BASIC 2 1800	842 x 1810 x 460 (33.1" x 71.2" x 18.1")	400 kg (880 lb)	8425437137648	8435104983546	8425437093920	8425437093937	107,10 €	8425437093944	102,93 €	27,55 (60.7)	20	420 330 330
	842 x 1810 x 610 (33.1" x 71.2" x 24.0")	400 kg (880 lb)	8425437137686	8435104983584	8435104992364	8435104993088	124,46 €	8435104992722	114,53 €	32,76 (72.2)	20	384 294 294
	842 x 1810 x 760 (33.1" x 71.2" x 29.9")	400 kg (880 lb)	8425437137723	8435104983621	8435104992401	8435104993125	148,35 €	8435104992760	143,92 €	37,98 (83.7)	20	311 263 253
	842 x 1810 x 910 (33.1" x 71.2" x 35.8")	400 kg (880 lb)	8425437137761	8435104983669	8435104992589	8435104993163	167,02 €	8435104992807	162,44 €	43,19 (95.2)	20	270 220 220
SIMONWORK BASIC 2 2100	842 x 2100 x 460 (33.1" x 82.6" x 18.1")	400 kg (880 lb)	8425437137655	8435104983553	8425437093951	8425437093968	124,60 €	8425437093975	119,97 €	31,05 (68.5)	20	375 300 300
	842 x 2100 x 610 (33.1" x 82.6" x 24.0")	400 kg (880 lb)	8425437137693	8435104983591	8435104992371	8435104993095	139,67 €	8435104992739	133,77 €	36,49 (80.5)	20	322 252 210
	842 x 2100 x 760 (33.1" x 82.6" x 29.9")	400 kg (880 lb)	8425437137730	8435104983638	8435104992418	8435104993132	166,74 €	8435104992777	161,84 €	42,90 (94.6)	20	276 219 219
	842 x 2100 x 910 (33.1" x 82.6" x 35.8")	400 kg (880 lb)	8425437137778	8435104983676	8435104992456	8435104993170	187,80 €	8435104992814	181,31 €	48,83 (107.7)	20	240 110 195



SIMONWORK BASIC 03

MODEL	H x W x D mm (inch)	Load Capacity kg (lb)	Ant. EAN Code	Bl/Or EAN Code	Grey EAN Code	Blue EAN Code	€/Unit	Zinc. EAN Code	€/Unit	Kg/Unit (lb/Unit)	Unit	EU Palet Trailer Container 20'y 40'
P1 SIMONWORK BASIC 3 1200	842 x 1210 x 460 (33.1" x 47.6" x 18.1")	400 kg (880 lb)	8425437137785	8435104983683	8425437093982	8425437093999	108,57 €	8425437094002	103,96 €	27,80 (61.3)	16 885 330 690	10 1392 520 1200
	842 x 1210 x 610 (33.1" x 47.6" x 24.0")	400 kg (880 lb)	8425437137822	8435104983720	8435104992463	8435104993187	133,34 €	8435104992821	128,47 €	34,64 (76.4)	16 690 330 555	10 1392 520 1200
	842 x 1210 x 760 (33.1" x 47.6" x 29.9")	400 kg (880 lb)	8425437137860	8435104983768	8435104992500	8435104993224	150,72 €	8435104992869	145,54 €	38,39 (84.6)	13 615 330 495	10 1392 520 1200
	842 x 1210 x 910 (33.1" x 47.6" x 35.8")	400 kg (880 lb)	8425437137907	8435104983805	8435104992548	8435104993262	169,91 €	8435104992906	164,44 €	43,69 (96.3)	24 266 210 210	10 1392 520 1200
P1 SIMONWORK BASIC 3 1500	842 x 1510 x 460 (33.1" x 49.4" x 18.1")	400 kg (880 lb)	8425437137792	8435104983690	8425437094019	8425437094026	133,40 €	8425437094033	121,63 €	34,20 (75.4)	16 696 284 564	10 1392 520 1200
	842 x 1510 x 610 (33.1" x 49.4" x 24.0")	400 kg (880 lb)	8425437137839	8435104983737	8435104992470	8435104993194	156,16 €	8435104992838	150,57 €	40,96 (90.3)	13 500 220 470	10 1392 520 1200
	842 x 1510 x 760 (33.1" x 49.4" x 29.9")	400 kg (880 lb)	8425437137877	8435104983775	8435104992517	8435104993231	187,10 €	8435104992876	181,31 €	47,71 (105.2)	12 500 220 400	10 1392 520 1200
	842 x 1510 x 910 (33.1" x 49.4" x 35.8")	400 kg (880 lb)	8425437137914	8435104983812	8435104992555	8435104993279	211,66 €	8435104992913	205,61 €	54,46 (120.1)	12 430 220 350	10 1392 520 1200
P2 SIMONWORK BASIC 3 1800	842 x 1810 x 460 (33.1" x 71.2" x 18.1")	400 kg (880 lb)	8425437137808	8435104983706	8425437094040	8425437094057	152,94 €	8425437094064	146,89 €	39,45 (87.0)	22 294 281 242	10 1392 520 1200
	842 x 1810 x 610 (33.1" x 71.2" x 24.0")	400 kg (880 lb)	8425437137846	8435104983744	8435104992487	8435104993200	178,97 €	8435104992845	172,67 €	47,27 (104.2)	20 247 200 200	10 1392 520 1200
	842 x 1810 x 760 (33.1" x 71.2" x 29.9")	400 kg (880 lb)	8425437137884	8435104983782	8435104992524	8435104993248	214,84 €	8435104992883	208,37 €	55,09 (121.5)	15 216 168 168	10 1392 520 1200
	842 x 1810 x 910 (33.1" x 71.2" x 35.8")	400 kg (880 lb)	8425437137921	8435104983829	8435104992562	8435104993286	242,83 €	8435104992920	236,14 €	62,91 (138.7)	15 189 147 147	10 1392 520 1200
P2 SIMONWORK BASIC 3 2100	842 x 2100 x 460 (33.1" x 47.6" x 18.1")	400 kg (880 lb)	8425437137815	8435104983713	8425437094071	8425437094088	179,20 €	8425437094095	172,45 €	44,70 (98.6)	22 283 210 210	10 1392 520 1200
	842 x 2100 x 610 (33.1" x 47.6" x 24.0")	400 kg (880 lb)	8425437137853	8435104983751	8435104992494	8435104993217	201,80 €	8435104992852	194,77 €	53,59 (118.2)	20 219 171 171	10 1392 520 1200
	842 x 2100 x 760 (33.1" x 47.6" x 29.9")	400 kg (880 lb)	8425437137891	8435104983799	8435104992531	8435104993255	242,40 €	8435104992890	235,26 €	62,48 (137.7)	15 184 152 152	10 1392 520 1200
	842 x 2100 x 910 (33.1" x 47.6" x 35.8")	400 kg (880 lb)	8425437137938	8435104983836	8435104992579	8435104993293	274,01 €	8435104992937	266,66 €	71,37 (157.3)	15 161 133 133	10 1392 520 1200



WAGON CHIPBOARD

MODEL	H x W x D mm (inch)	€/Unit	Load Capacity kg (lb)	Structure Color	Shelf	EAN Code	Kg/Unit (lb/Unit)	Unit	MiniPromobox / EU Palet Trailer Container 20'y 40'
WAGON 2-400 CHIPBOARD	1030 x 900 x 400 (40.5" x 35.4" x 15.7")	173,52 €	75 kg (165 lb)	Blue/Orange	WOOD	8435104946299	19,79 (43.6)	16	10 1392 520 1200



WAGON METALIC

MODEL	H x W x D mm (inch)	€/Unit	Load Capacity kg (lb)	Structure Color	Shelf	EAN Code	Kg/Unit (lb/Unit)	Unit	MiniPromobox / EU Palet Trailer Container 20'y 40'
WAGON 2-400 METALIC	1030 x 900 x 400 (40.5" x 35.4" x 15.7")	165,62 €	75 kg (165 lb)	Blue/Orange	Zinc	8435104946282	18,52 (40.8)	15	10 1392 520 1200



ECOWORK BT2 CLICK


MODEL	H x W x D mm (inch)	€/Unit	Load Capacity kg (lb)	EAN Code	Kg/Unit (lb/Unit)	Unit	EU Palet Trailer Container 20' y 40'
SIMONWORK ECOWORK BT2 CLICK 900x600	1445 x 910 x 610 (56.9" x 35.8" x 24.0")	111,88 €	220 kg (485 lb)	8425437135576	24,21 (53.4)		

ECOWORK BT2 BOX CLICK

MODEL	H x W x D mm (inch)	€/Unit	Load Capacity kg (lb)	EAN Code	Kg/Unit (lb/Unit)	Unit	EU Palet Trailer Container 20' y 40'
SIMONWORK ECOWORK BT2 BOX CLICK 1200x600	1445 x 1210 x 610 (56.9" x 47.6" x 24.0")	170,05 €	220 kg (485 lb)	8425437135545	35,00 (77.2)		

ACCESORIOS / ACCESSORIES / ZUBEHÖR / ACCESSOIRES / ACESSÓRIOS

p.238



ACCESORIOS / ACCESSORIES / ZUBEHÖR / ACCESSOIRES

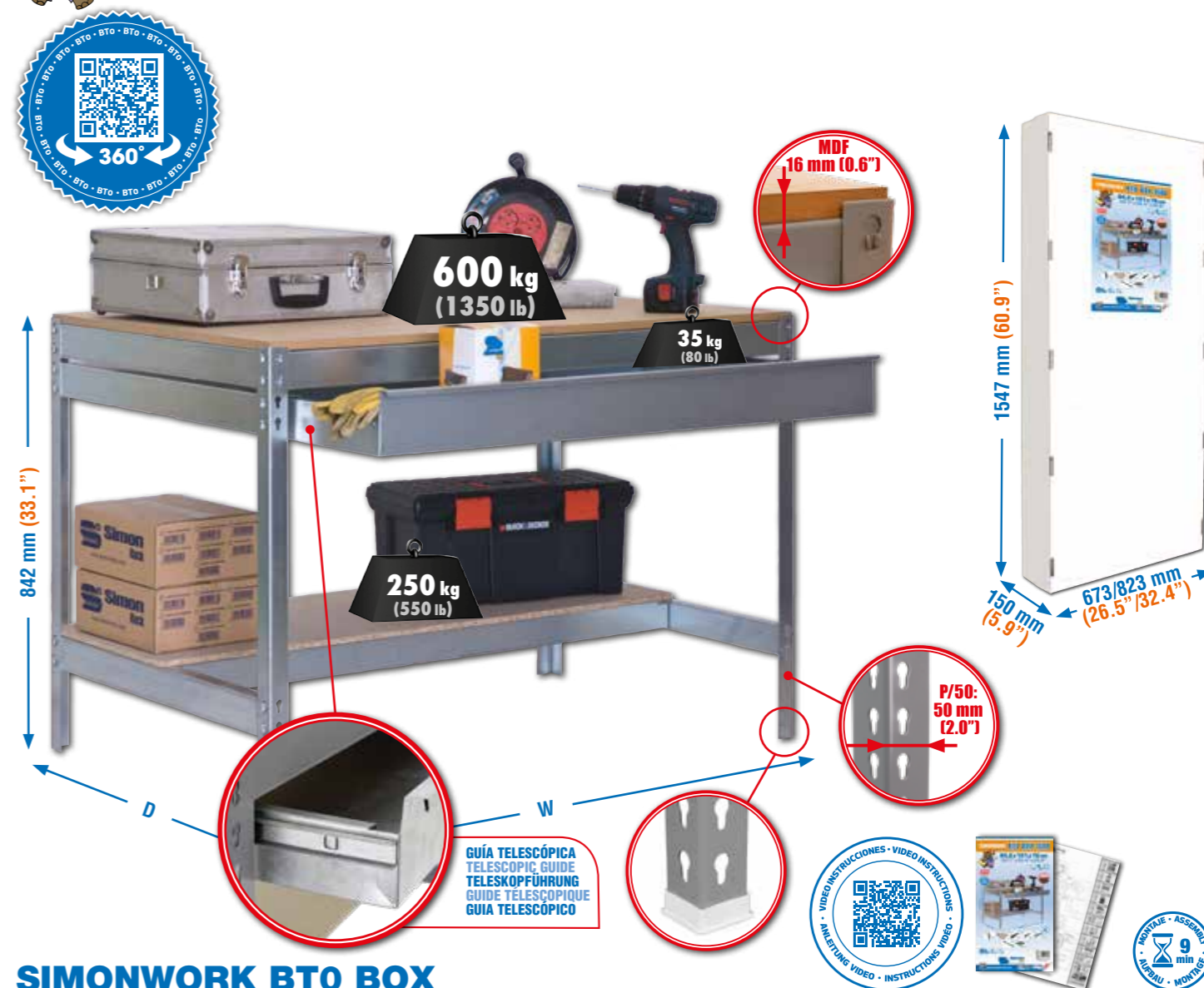
p.238





SIMONWORK BTO

MODEL	H x W x D mm (inch)	Load Capacity kg (lb)	€/Unit	Ant. EAN Code	Grey EAN Code	Blue EAN Code	€/Unit	Zinc EAN Code	Kg/Unit (lb/Unit)	Unit	EU Palet Trailer Container 20' y 40'
P1 SIMONWORK BTO 900	842 x 910 x 610 (33.1" x 35.8" x 24.0")	400 kg (880 lb)	110,23 €	8425437137945	8435104919705	8435104919712	107,95 €	8435104929049	21,04 (46.4)	16	495 185 320 40
P1 SIMONWORK BTO 1200	842 x 1210 x 760 (33.1" x 47.6" x 29.9")	600 kg (1350 lb)	151,97 €	8425437137976	8435104919729	8435104919743	149,85 €	8435104931912	31,05 (68.5)	13	429 143 325 40
P2 SIMONWORK BTO 1500	842 x 1510 x 760 (33.1" x 59.4" x 29.9")	600 kg (1350 lb)	183,87 €	8425437138003	8435104919736	8435104919750	181,62 €	8435104931929	36,23 (79.9)	13	429 143 325 40

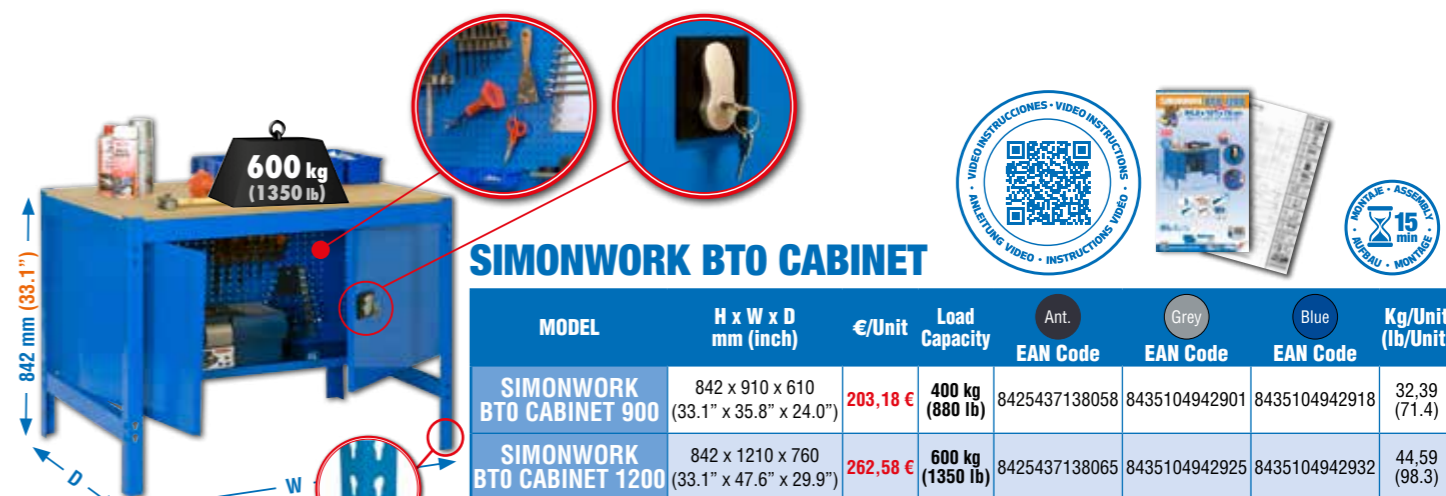


SIMONWORK BTO BOX

MODEL	H x W x D mm (inch)	Load Capacity kg (lb)	€/Unit	Ant. EAN Code	Grey EAN Code	Blue EAN Code	€/Unit	Zinc EAN Code	Kg/Unit (lb/Unit)	Unit	EU Palet Trailer Container 20' y 40'
SIMONWORK BTO BOX 900	842 x 910 x 610 (33.1" x 35.8" x 24.0")	400 kg (880 lb)	149,03 €	8425437138027	8435104932544	8435104932568	146,75 €	8435104932551	27,60 (60.9)	8	231 77 175 40
SIMONWORK BTO BOX 1200	842 x 1210 x 760 (33.1" x 47.6" x 29.9")	600 kg (1350 lb)	198,69 €	8425437138034	8435104932575	8435104932599	196,58 €	8435104932582	39,22 (86.5)	7	198 68 150 40
SIMONWORK BTO BOX 1500	842 x 1510 x 760 (33.1" x 59.4" x 29.9")	600 kg (1350 lb)	237,15 €	8425437138041	8435104932605	8435104932629	234,90 €	8435104932612	45,50 (100.3)	7	198 68 150 40

ACCESORIOS / ACCESSORIES / ZUBEHÖR / ACCESSOIRES / ACESSÓRIOS

p.238



SIMONWORK BTO CABINET

MODEL	H x W x D mm (inch)	€/Unit	Load Capacity kg (lb)	Ant. EAN Code	Grey EAN Code	Blue EAN Code	Kg/Unit (lb/Unit)
SIMONWORK BTO CABINET 900	842 x 910 x 610 (33.1" x 35.8" x 24.0")	203,18 €	400 kg (880 lb)	8425437138058	8435104942901	8435104942918	32,39 (71.4)
SIMONWORK BTO CABINET 1200	842 x 1210 x 760 (33.1" x 47.6" x 29.9")	262,58 €	600 kg (1350 lb)	8425437138065	8435104942925	8435104942932	44,59 (98.3)



SIMONWORK BT1

SIMONWORK BT1 BOX

MODEL	H x W x D mm (inch)	Load Capacity kg (lb)	€/Unit	Ant. EAN Code	Grey EAN Code	Blue EAN Code	Zinc EAN Code	Kg/Unit (lb/Unit)	Unit	EU Palet Trailer Container 20' y 40'
P2 SIMONWORK BT1 900	1445 x 910 x 610 (56.9" x 35.8" x 24.0")	400 kg (880 lb)	156,06 €	8425437138072	8435104919583	8435104919590	154,10 €	30,27 (66.7)	16	495 165 375
P1 SIMONWORK BT1 1200	1445 x 1210 x 610 (56.9" x 47.6" x 24.0")	600 kg (1350 lb)	192,64 €	8425437138089	8435104919606	8435104919620	190,45 €	39,13 (86.3)	16	495 165 375
P2 SIMONWORK BT1 1500	1445 x 1510 x 760 (56.9" x 59.4" x 29.9")	600 kg (1350 lb)	242,80 €	8425437138096	8435104919613	8435104919637	240,31 €	45,65 (100.6)	13	429 143 325

MODEL	H x W x D mm (inch)	Load Capacity kg (lb)	€/Unit	Ant. EAN Code	Grey EAN Code	Blue EAN Code	Zinc EAN Code	Kg/Unit (lb/Unit)	Unit	EU Palet Trailer Container 20' y 40'
SIMONWORK BT1 BOX 900	1445 x 910 x 610 (56.9" x 35.8" x 24.0")	400 kg (880 lb)	203,07 €	8425437138102	8435104932360	8435104932384	192,90 €	37,69 (83.1)	8	231 77 175
SIMONWORK BT1 BOX 1200	1445 x 1210 x 610 (56.9" x 47.6" x 24.0")	600 kg (1350 lb)	238,01 €	8425437138119	8435104932391	8435104932414	235,80 €	47,74 (105.3)	8	231 77 175
SIMONWORK BT1 BOX 1500	1445 x 1510 x 760 (56.9" x 59.4" x 29.9")	600 kg (1350 lb)	296,08 €	8425437138126	8435104932421	8435104932445	293,58 €	55,41 (122.2)	7	198 68 150

ACCESORIOS / ACCESSORIES / ZUBEHÖR / ACCESSOIRES / ACESSÓRIOS

p.238



Pie metálico / Metal baseplate
Stahlfuß / Pied metalliqué



Pies de plástico / Plastic feet
Kunststofffuß / Pieds en plastique



Etiqueta magnética / Magnetic label
Magnetisches Etikett / Etiquettes magnétiques



SIMONWORK BT1 GREY



SIMONWORK BT1 BOX BLUE



SIMONWORK BT1 BOX ZINC



SIMONWORK BT2

MODEL	H x W x D mm (inch)	Load Capacity kg (lb)	€/Unit	Ant. EAN Code	Grey EAN Code	Blue EAN Code	€/Unit	Zinc EAN Code	Kg/Unit (lb/Unit)	Unit	EU Palet Trailer Container 20' y 40'
SIMONWORK BT2 900	1445 x 910 x 610 (56.9" x 35.8" x 24.0")	400 kg (880 lb)	136,09 €	8425437138157	8435104919644	8435104919651	132,51 €	8435104929032	26,25 (57.9)	16	495 320 185 375
SIMONWORK BT2 1200	1445 x 1210 x 610 (56.9" x 47.6" x 24.0")	600 kg (1350 lb)	170,34 €	8425437138164	8435104919668	8435104919682	166,75 €	8435104930656	34,26 (75.5)	16	495 320 185 375
SIMONWORK BT2 1500	1445 x 1510 x 610 (56.9" x 59.4" x 24.0")	600 kg (1350 lb)	196,02 €	8425437138171	8435104919675	8435104919699	191,97 €	8435104931905	40,02 (88.2)	16	495 320 185 375



SIMONWORK BT2 BOX

MODEL	H x W x D mm (inch)	Load Capacity kg (lb)	€/Unit	Ant. EAN Code	Grey EAN Code	Blue EAN Code	€/Unit	Zinc EAN Code	Kg/Unit (lb/Unit)	Unit	EU Palet Trailer Container 20' y 40'
P2 SIMONWORK BT2 BOX 900	1445 x 910 x 610 (56.9" x 35.8" x 24.0")	400 kg (880 lb)	187,09 €	8425437138188	8435104932452	8435104932476	183,25 €	8435104932469	33,72 (74.3)	8	231 320 77 175
P1 SIMONWORK BT2 BOX 1200	1445 x 1210 x 610 (56.9" x 47.6" x 24.0")	600 kg (1350 lb)	230,78 €	8425437138195	8435104932483	8435104932506	226,93 €	8435104932490	41,26 (91.0)	8	231 320 77 175
P1 SIMONWORK BT2 BOX 1500	1445 x 1510 x 610 (56.9" x 59.4" x 24.0")	600 kg (1350 lb)	265,28 €	8425437138201	8435104932513	8435104932537	260,94 €	8435104932520	48,03 (105.9)	8	231 320 77 175

ACCESORIOS / ACCESSORIES / ZUBEHÖR / ACCESSOIRES p.238

Ruedas / Wheels / Räder / Roues / Rodas

ACC Bt1/BT2

Chapa metálica / Metal sheet / Blech / Tôle

SIMONWORK BT2 CABINET

MODEL	H x W x D mm (inch)	€/Unit	Load Capacity kg (lb)	Ant. EAN Code	Grey EAN Code	Blue EAN Code	Kg/Unit (lb/Unit)
SIMONWORK BT2 CABINET 900	1445 x 910 x 610 (56.9" x 35.8" x 24.0")	235,28 €	400 kg (880 lb)	8425437138218	8435104942727	8435104942710	37,59 (82.9)
SIMONWORK BT2 CABINET 1200	1445 x 1210 x 610 (56.9" x 47.6" x 24.0")	285,90 €	600 kg (1350 lb)	8425437138225	8435104942758	8435104942741	48,26 (106.4)



SIMONWORK BT3

SIMONWORK BT3 BOX

MODEL	H x W x D mm (inch)	Load Capacity kg (lb)	€/Unit	Ant. EAN Code	Grey EAN Code	Blue EAN Code	Zinc EAN Code	Kg/Unit (lb/Unit)	Unit	EU Palet Trailer Container 20' y 40'
P2 SIMONWORK BT3 900	1445 x 910 x 610 (56.9" x 35.8" x 24.0")	400 kg (880 lb)	151,53 €	8425437138232	8435104946848	8435104946824	147,89 €	8435104946831	28,17 (62.1)	16 495 320 40 165 375
P1 SIMONWORK BT3 1200	1445 x 1210 x 610 (56.9" x 47.6" x 24.0")	600 kg (1350 lb)	188,69 €	8425437138249	8435104946879	8435104946855	185,04 €	8435104946862	36,64 (80.8)	16 495 320 40 165 375
P1 SIMONWORK BT3 1500	1445 x 1510 x 610 (56.9" x 59.4" x 24.0")	600 kg (1350 lb)	217,12 €	8425437138256	8435104946909	8435104946886	213,00 €	8435104946893	42,87 (94.5)	14 495 320 40 165 375

MODEL	H x W x D mm (inch)	Load Capacity kg (lb)	€/Unit	Ant. EAN Code	Grey EAN Code	Blue EAN Code	Zinc EAN Code	Kg/Unit (lb/Unit)	Unit	EU Palet Trailer Container 20' y 40'
SIMONWORK BT3 BOX 900	1445 x 910 x 610 (56.9" x 35.8" x 24.0")	400 kg (880 lb)	190,34 €	8425437138263	8435104946930	8435104946916	186,69 €	8435104946923	34,74 (76.6)	8 231 320 40 77 175
SIMONWORK BT3 BOX 1200	1445 x 1210 x 610 (56.9" x 47.6" x 24.0")	600 kg (1350 lb)	234,05 €	8425437138270	8435104946961	8435104946947	222,91 €	8435104946954	45,10 (99.4)	8 231 320 40 77 175
SIMONWORK BT3 BOX 1500	1445 x 1510 x 610 (56.9" x 59.4" x 24.0")	600 kg (1350 lb)	269,04 €	8425437138287	8435104946992	8435104946978	264,92 €	8435104946985	52,61 (116.0)	7 231 320 40 77 175

ACCESORIOS / ACCESSORIES / ZUBEHÖR / ACCESSOIRES / ACESSÓRIOS

p.238





SIMONWORK BT4

SIMONWORK BT4 BOX

MODEL	H x W x D mm (inch)	Load Capacity kg (lb)	€/Unit	Ant. EAN Code	Grey EAN Code	Blue EAN Code	Zinc EAN Code	Kg/Unit (lb/Unit)	Unit	EU Palet Trailer Container 20' y 40'
SIMONWORK BT4 900	1445 x 910 x 760 (56.9" x 35.8" x 29.9")	400 kg (880 lb)	160,25 €	8425437138317	8435104919767	8435104919774	158,08 €	8435104931950	29,87 (65.9)	13 429 320 143 325
SIMONWORK BT4 1200	1445 x 1210 x 760 (56.9" x 47.6" x 29.9")	600 kg (1350 lb)	197,12 €	8425437138324	8435104919781	8435104919804	195,27 €	8435104931967	38,1 (84.0)	13 429 320 143 325
SIMONWORK BT4 1500	1445 x 1510 x 760 (56.9" x 59.4" x 29.9")	600 kg (1350 lb)	234,43 €	8425437138331	8435104919798	8435104919811	232,36 €	8435104931974	43,39 (96.9)	13 429 320 143 325

MODEL	H x W x D mm (inch)	Load Capacity kg (lb)	€/Unit	Ant. EAN Code	Grey EAN Code	Blue EAN Code	Zinc EAN Code	Kg/Unit (lb/Unit)	Unit	EU Palet Trailer Container 20' y 40'
SIMONWORK BT4 BOX 900	1445 x 910 x 760 (56.9" x 35.8" x 29.9")	400 kg (880 lb)	199,05 €	8425437138348	8435104932636	8435104932650	196,88 €	8435104932643	37,53 (82.7)	7 198 320 68 150
SIMONWORK BT4 BOX 1200	1445 x 1210 x 760 (56.9" x 47.6" x 29.9")	600 kg (1350 lb)	242,47 €	8425437138355	8435104932667	8435104932681	240,64 €	8435104932674	46,27 (102.0)	7 198 320 68 150
SIMONWORK BT4 BOX 1500	1445 x 1510 x 760 (56.9" x 59.4" x 29.9")	600 kg (1350 lb)	286,34 €	8425437138362	8435104932698	8435104932711	284,27 €	8435104932704	53,23 (117.4)	7 198 320 68 150

ACCESORIOS / ACCESSORIES / ZUBEHÖR / ACCESSOIRES / ACESSÓRIOS p.238

Ruedas / Wheels / Räder / Roues / Rodas

BOX: BT1/BT2/BT3/BT4/BT5

Cajones / Drawer / Schublade / Tiroirs

Chapa metálica / Metal sheet / Blech / Tôle





**Bandejas metálicas/Metal shelves/
Fachböden Metall/Plateaux métalliques**

Dim. mm (inch)	EAN Code	€/Unit	Kg/Unit (lb/Unit)
500 x 200 (19.7"x7.9")	8425437063121	4,18 €	0,89 (2.0)
900 x 200 (35.4"x7.9")	8425437005268	7,06 €	1,51 (3.3)
1200 x 200 (47."x7.9")	8425437005442	9,22 €	1,97 (4.3)



SIMONWORK BT5 BOX6

MODEL	H x W x D mm (inch)	Load Capacity kg (lb)	€/Unit	Ant. EAN Code	Grey EAN Code	Blue EAN Code	€/Unit	Zinc EAN Code	Kg/Unit (lb/Unit)	Unit	EU Palet Trailer Container 20' y 40'
SIMONWORK BT5 BOX6 900	842 x 910 x 610 (33.1" x 35.8" x 24.0")	400 kg (880 lb)	299,37 €	8425437138393	8435104932872	8435104932896	325,84 €	8435104932889	51,89 (114.4)	2	165 320 40 55 125
SIMONWORK BT5 BOX6 1200	842 x 1210 x 760 (33.1" x 47.6" x 29.9")	600 kg (1350 lb)	385,65 €	8425437138409	8435104932902	8435104932926	383,65 €	8435104932919	76,71 (169.1)	2	165 320 40 55 125
SIMONWORK BT5 BOX6 1500	842 x 1510 x 760 (33.1" x 59.4" x 29.9")	600 kg (1350 lb)	459,83 €	8425437138416	8435104932933	8435104932957	457,66 €	8435104932940	88,41 (194.9)	2	165 320 40 55 125



CABINET TOOLS MONTADO / ASSEMBLED / MONTIERT / MONTÉ / MONTADO


MODEL	PHOTO	H x W mm (inch)	Load Capacity kg (lb)	Ant. EAN	Blue EAN	Grey EAN	€/Unit	Kg/Unit (lb/Unit)	Unit	EU Palet Trailer Container 20' y 40'
CABINET TOOLS 500	1	650 x 500 x 275 mm (26.6" x 19.7" x 7.9")	75 kg (165 lb)	8425437122224	8435104941782	8425437122255	147,74 €	10,15 (22.4)	4	132 320 44 100
CABINET TOOLS 900	2	650 x 900 x 275 mm (26.6" x 35.4" x 7.9")	75 kg (165 lb)	8425437122231	8435104941799	8425437122262	174,80 €	15,41 (34.0)	4	132 320 44 100
CABINET TOOLS 1200	2	650 x 1200 x 275 mm (26.6" x 47.2" x 7.9")	75 kg (165 lb)	8425437122248	8435104941805	8425437122279	194,65 €	19,27 (42.5)	4	132 320 44 100

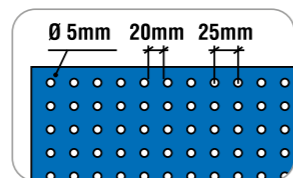

CABINET TOOLS DESMONTADO / UNASSEMBLED / UNMONTIERT / DÉMONTÉ / DESMONTADO

MODEL	PHOTO	H x W mm (inch)	Load Capacity kg (lb)	Ant. EAN	Blue EAN	Grey EAN	€/Unit	Kg/Unit (lb/Unit)	Unit	EU Palet Trailer Container 20' y 40'
CABINET TOOLS 500	1	650 x 500 x 275 mm (26.6" x 19.7" x 7.9")	75 kg (165 lb)	8425437122354	8425437122293	8425437122385	122,03 €	11,31 (24.9)	18	132 320 44 100
CABINET TOOLS 900	2	650 x 900 x 275 mm (26.6" x 35.4" x 7.9")	75 kg (165 lb)	8425437122361	8425437122309	8425437122392	146,10 €	16,42 (36.2)	18	132 320 44 100
CABINET TOOLS 1200	2	650 x 1200 x 275 mm (26.6" x 47.2" x 7.9")	75 kg (165 lb)	8425437122378	8425437122316	8425437122408	168,40 €	20,28 (44.7)	18	132 320 44 100

ACCESORIOS / ACCESSORIES / ZUBEHÖR / ACCESSOIRES / ACESSÓRIOS

p.238






Set Cuelga Panel*



EAN Code	€/Unit	Kg/Unit (lb/Unit)
8425437129575	4,36 €	0,74 (1.6)

*NO INCLUIDO • NOT INCLUDED • HAKEN INBEGRIFFEN • NON INCLUS • NÃO INCLUSO

MONTAJE • ASSEMBLY • AUFBAU • MONTAGE • MONTAGEM




SIMONWORK PANEL PERFORADO

MODEL	H x W mm (inch)	€/Unit	Ant.	EAN	Blue EAN	Grey EAN	White EAN	€/Unit	Zinc EAN	Kg/Unit (lb/Unit)	Unit	EU Palet Trailer Container 20' y 40'
SIMONWORK PANEL PERFORADO 900x400	900 x 400 (35.4" x 15.8")	25,56 €		8425437155055	8435104919279	8435104919033	8435104919156	24,53 €	8435104919392	2,92 (6.4)	16	3960 1320 3000
SIMONWORK PANEL PERFORADO 900x600	900 x 600 (35.4" x 23.6")	30,83 €		8425437155079	8435104919293	8435104919057	8435104919170	32,69 €	8435104919415	4,58 (10.1)	16	2640 880 2000
SIMONWORK PANEL PERFORADO 1200x400	1200 x 400 (47.2" x 15.8")	33,30 €		8425437155086		8435104919118	8435104919231	34,20 €	8435104919477	3,75 (8.3)	48	3940 1320 3000
SIMONWORK PANEL PERFORADO 1200x600	1200 x 600 (47.2" x 23.6")	41,09 €		8425437155093	8435104919378	8435104919132	8435104919255	42,17 €	8435104919491	5,92 (13.1)	16	2640 880 2000
SIMONWORK PANEL PERFORADO 1500x400	1500 x 400 (59.1" x 15.8")	38,79 €		---	8435104926642	8435104926628	8435104926635	40,41 €	8435104926659	4,59 (10.1)	16	1920 660 1500
SIMONWORK PANEL PERFORADO 1500x600	1500 x 600 (59.1" x 23.6")	48,96 €		8425437138973	8435104921661	8435104921654	8435104926673	50,27 €	8435104921678	7,26 (16.0)	16	1320 440 1000

**MAGNÉTICAS / MAGNETIC
MAGNETISCH
MAGNÉTIQUE / MAGNÉTICO**

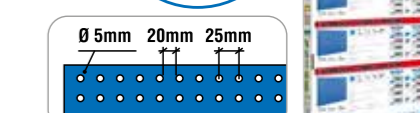
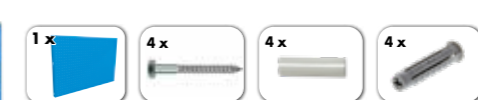


Bandejas metálicas magnéticas
Magnetic metal shelves
Fachböden metall magnetisch
Tablettes métalliques magnétique
Bandejas de metal magnéticas



**p.43
CATALOG**

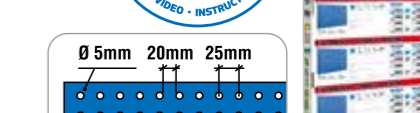


ACCESORIOS / ACCESSORIES / ZUBEHÖR / ACCESSOIRES / ACESSÓRIOS

p.238



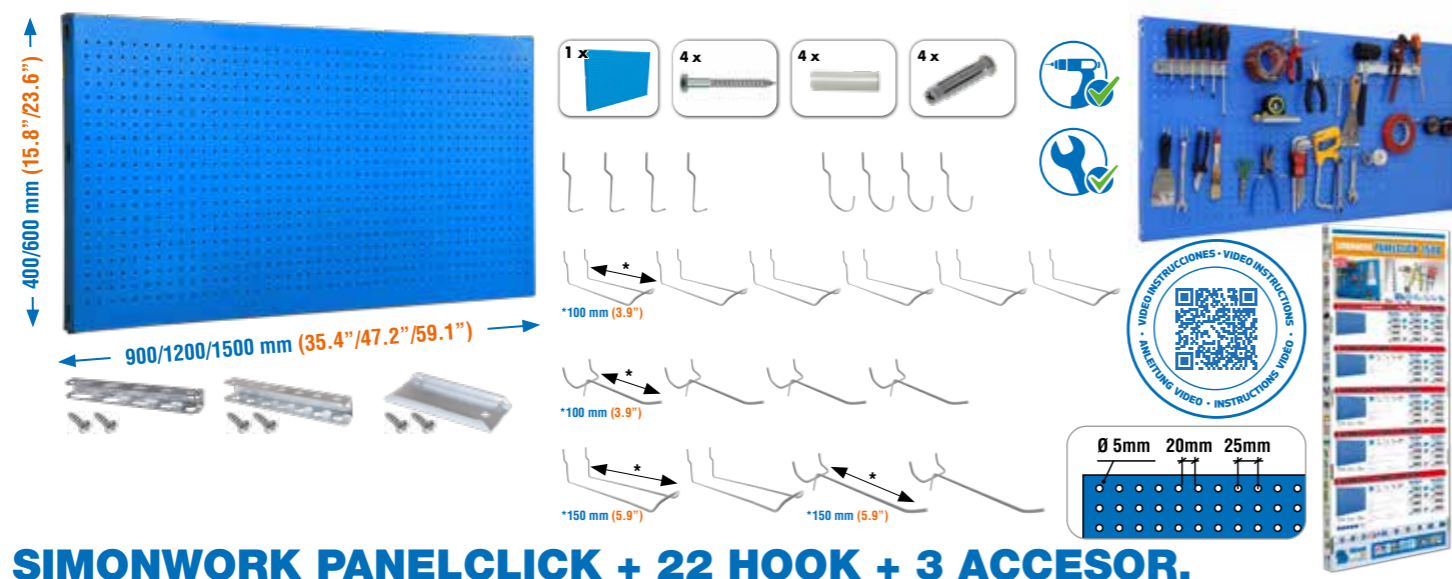
SIMONWORK PANELCLICK + 8 HOOK

MODEL	H x W mm (inch)	€/Unit	Ant.	EAN	Blue EAN	Grey EAN	White EAN	€/Unit	Zinc EAN	Kg/Unit (lb/Unit)	Unit	EU Palet Trailer Container 20' y 40'
SIMONWORK PANELCLICK 900x400 + 8 HOOK	900 x 400 (35.4" x 15.8")	41,54 €		8425437138799	8435104919514	8435104919941	8425437083587	41,54 €	8435104927403	8,72 (19.2)	16	3960 1320 3000
SIMONWORK PANELCLICK 900x600 + 8 HOOK	900 x 600 (35.4" x 23.6")	47,14 €		8425437138805	8435104918432	8435104919958	8425437083594	47,14 €	8435104927427	9,85 (21.7)	16	2640 880 2000
SIMONWORK PANELCLICK 1200x400 + 8 HOOK	1200 x 400 (47.2" x 15.8")	46,70 €		8425437138812	8435104919507	8435104919965	8425437083600	46,70 €	8435104927410	9,55 (21.1)	16	3940 1320 3000
SIMONWORK PANELCLICK 1200x600 + 8 HOOK	1200 x 600 (47.2" x 23.6")	54,17 €		8425437138829	8435104918449	8435104919972	8425437083617	54,17 €	8435104927434	11,03 (24.3)	16	2640 880 2000
SIMONWORK PANELCLICK 1500x400 + 8 HOOK	1500 x 400 (59.1" x 15.8")	50,90 €		8425437138836	8425437082733	8425437082757	8425437082771	50,90 €	8425437082795	10,39 (22.9)	16	1920 660 1500
SIMONWORK PANELCLICK 1500x600 + 8 HOOK	1500 x 600 (59.1" x 23.6")	60,12 €		8425437138843	8425437082740	8425437082764	8425437082788	60,12 €	8425437082801	12,21 (26.9)	16	1320 440 1000



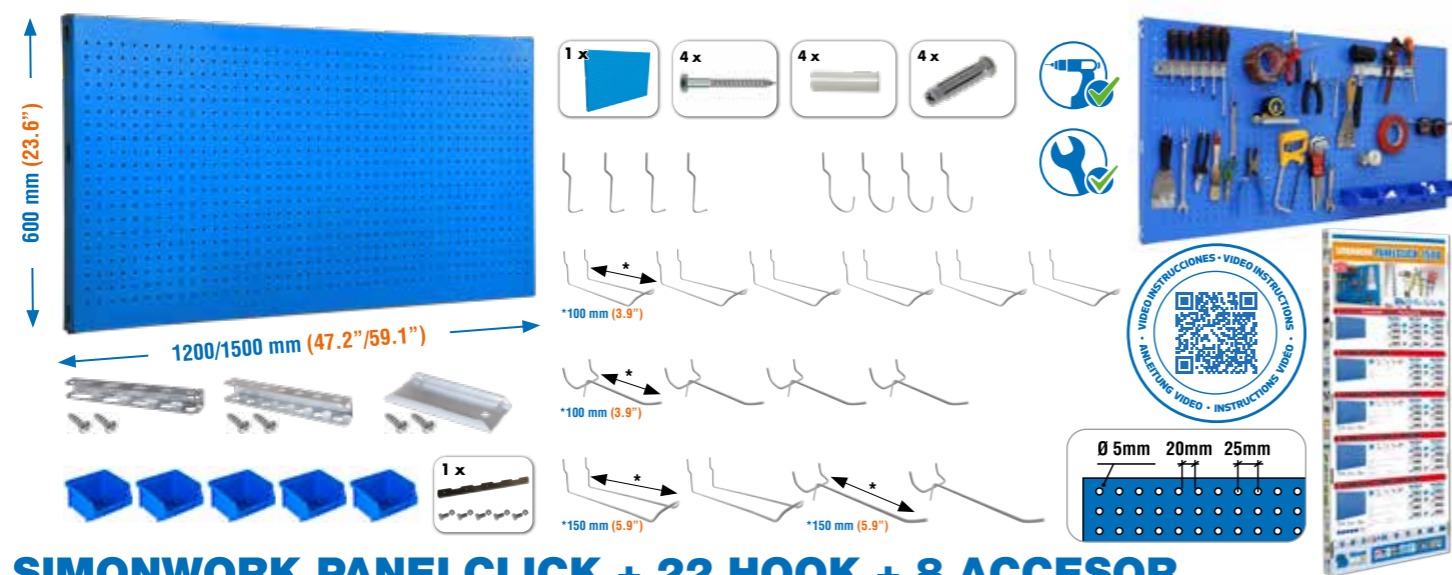
SIMONWORK PANELCLICK + 14 HOOK + 3 ACCESOR.

MODEL	H x W mm (inch)	€/Unit	Ant.	EAN	Blue EAN	Grey EAN	White EAN	€/Unit	Zinc EAN	Kg/Unit (lb/Unit)	Unit	EU Palet Trailer Container 20' y 40'
SIMONWORK PANELCLICK 900x400 + 14 HOOK + 3 ACCESOR.	900 x 400 (35.4" x 15.8")	61,70 €		8425437138850	8425437082177	8425437082313	8425437082450	61,70 €	8425437082597	8,72 (19.2)	16	3960 1320 3000
SIMONWORK PANELCLICK 900x600 + 14 HOOK + 3 ACCESOR.	900 x 600 (35.4" x 23.6")	67,92 €		8425437138874	8425437082191	8425437082337	8425437082474	67,92 €	8425437082610	9,85 (21.7)	16	2640 880 2000
SIMONWORK PANELCLICK 1200x400 + 14 HOOK + 3 ACCESOR.	1200 x 400 (47.2" x 15.8")	66,41 €		8425437138898	8425437082214	8425437082351	8425437082498	66,41 €	8425437082634	9,55 (21.1)	16	3940 1320 3000
SIMONWORK PANELCLICK 1200x600 + 14 HOOK + 3 ACCESOR.	1200 x 600 (47.2" x 23.6")	73,88 €		8425437138911	8425437082238	8425437082375	8425437082511	73,88 €	8425437082658	11,03 (24.3)	16	2640 880 2000
SIMONWORK PANELCLICK 1500x400 + 14 HOOK + 3 ACCESOR.	1500 x 400 (59.1" x 15.8")	71,96 €		8425437138942	8425437082269	8425437082405	8425437082542	71,96 €	8425437082689	10,39 (22.9)	16	1920 660 1500
SIMONWORK PANELCLICK 1500x600 + 14 HOOK + 3 ACCESOR.	1500 x 600 (59.1" x 23.6")	79,83 €		8425437138966	8425437082283	8425437082429	8425437082566	79,83 €	8425437082702	12,21 (26.9)	16	1320 440 1000



SIMONWORK PANELCLICK + 22 HOOK + 3 ACCESOR.

MODEL	H x W mm (inch)	€/Unit	Ant.	EAN	Blue EAN	Grey EAN	White EAN	€/Unit	Zinc EAN	Kg/Unit (lb/Unit)	Unit	EU Palet Trailer Container 20' y 40'
SIMONWORK PANELCLICK 900x400 + 22 HOOK + 3 ACCESOR.	900 x 400 (35.4" x 15.8")	72,85 €	8425437138867	8425437082184	8425437082320	8425437082467	72,85 €	8425437082603	8,72 (19.2)	16	3960 1320 3000	
SIMONWORK PANELCLICK 900x600 + 22 HOOK + 3 ACCESOR.	900 x 600 (35.4" x 23.6")	78,66 €	8425437138881	8425437082207	8425437082344	8425437082481	78,66 €	8425437082627	9,85 (21.7)	16	2840 880 2000	
SIMONWORK PANELCLICK 1200x400 + 22 HOOK + 3 ACCESOR.	1200 x 400 (47.2" x 15.8")	77,99 €	8425437138904	8425437082221	8425437082368	8425437082504	77,99 €	8425437082641	9,55 (21.1)	16	3840 1320 3000	
SIMONWORK PANEL CLICK 1200x600 + 22 HOOK + 3 ACCESOR.	1200 x 600 (47.2" x 23.6")	86,10 €	8425437138928	8425437082245	8425437082382	8425437082528	86,10 €	8425437082665	11,03 (24.3)	16	2840 880 2000	
SIMONWORK PANELCLICK 1500x400 + 22 HOOK + 3 ACCESOR.	1500 x 400 (59.1" x 15.8")	82,83 €	8425437138959	8425437082276	8425437082412	8425437082559	82,83 €	8425437082696	10,39 (22.9)	16	1920 660 1500	
SIMONWORK PANEL CLICK 1500x600 + 22 HOOK + 3 ACCESOR.	1500 x 600 (59.1" x 23.6")	92,06 €	8425437138973	8425437082290	8425437082436	8425437082573	92,06 €	8425437082719	12,21 (26.9)	16	1320 440 1000	



SIMONWORK PANELCLICK + 22 HOOK + 8 ACCESOR.

MODEL	H x W mm (inch)	€/Unit	Ant.	EAN	Blue EAN	Grey EAN	White EAN	€/Unit	Zinc EAN	Kg/Unit (lb/Unit)	Unit	EU Palet Trailer Container 20' y 40'
SIMONWORK PANEL CLICK 1200x600 + 22 HOOK + 8 ACCESOR.	1200 x 600 (47.2" x 23.6")	93,00 €	8425437138935	8425437082252	8425437082399	8425437082535	93,00 €	8425437082672	11,03 (24.3)	16	2840 880 2000	
SIMONWORK PANEL CLICK 1500x600 + 22 HOOK + 8 ACCESOR.	1500 x 600 (59.1" x 23.6")	105,35 €	8425437138980	8425437082306	8425437082443	8425437082580	105,35 €	8425437082726	12,21 (26.9)	16	1320 440 1000	

ACCESORIOS / ACCESSORIES / ZUBEHÖR / ACCESSOIRES / ACESSÓRIOS




p.238 CATALOG



SIMONWORK BT6 MDF

MODEL	PHOTO	H x W x D mm (inch)	€/Unit	Load Capacity kg (lb)	Ant. EAN Code	Grey EAN Code	Blue EAN Code	Kg/Unit (lb/Unit)	Unit	EU Palet Trailer Container 20' y 40'
SIMONWORK BT6 MDF 1200		865 x 1200 x 750 (34.1" x 47.2" x 29.5")	238,70 €	600 kg (1350 lb)	8425437125805	8435104936177	8435104936160	38,79 (85.5)	10	600 220 480
SIMONWORK BT6 L MDF 1500	5	865 x 1500 x 750 (34.1" x 59.1" x 29.5")	303,02 €	600 kg (1350 lb)	8425437125812	8435104936603	8435104936597	45,22 (99.7)	10	270 70 240
SIMONWORK BT6 L MDF 1800		865 x 1800 x 750 (34.1" x 70.9" x 29.5")	352,08 €	600 kg (1350 lb)	8425437125829	8435104936665	8435104936658	51,05 (112.6)	10	330 90 180
SIMONWORK BT6 MDF 1 BOX 1200		865 x 1200 x 750 (34.1" x 47.2" x 29.5")	333,37 €	600 kg (1350 lb)	8425437125836	8435104938041	8435104938065	44,97 (99.1)	7	462 154 350
SIMONWORK BT6L MDF 1 BOX 1500	6	865 x 1500 x 750 (34.1" x 59.1" x 29.5")	406,78 €	600 kg (1350 lb)	8425437125843	8435104938072	8435104938096	51,92 (114.5)	7	189 49 168
SIMONWORK BT6L MDF 1 BOX 1800		865 x 1800 x 750 (34.1" x 70.9" x 29.5")	444,52 €	600 kg (1350 lb)	8425437125850	8435104938102	8435104938126	56,64 (124.9)	7	147 63 126
SIMONWORK BT6 MDF 2 BOX 1200		865 x 1200 x 750 (34.1" x 47.2" x 29.5")	422,74 €	600 kg (1350 lb)	8425437155369	8425437155277	8425437155185	49,16 (108.38)	7	462 154 350
SIMONWORK BT6L MDF 2 BOX 1500	7	865 x 1500 x 750 (34.1" x 59.1" x 29.5")	498,68 €	600 kg (1350 lb)	8425437155376	8425437155284	8425437155192	58,17 (128.24)	7	189 49 168
SIMONWORK BT6L MDF 2 BOX 1800		865 x 1800 x 750 (34.1" x 70.9" x 29.5")	539,71 €	600 kg (1350 lb)	8425437155383	8425437155291	8425437155208	64,00 (141.1)	7	147 63 126
SIMONWORK BT6 MDF 3 BOX 1200		865 x 1200 x 750 (34.1" x 47.2" x 29.5")	547,77 €	600 kg (1350 lb)	8425437155390	8425437155307	8425437155215	53,34 (117.59)	7	462 154 350
SIMONWORK BT6L MDF 3 BOX 1500	8	865 x 1500 x 750 (34.1" x 59.1" x 29.5")	635,66 €	600 kg (1350 lb)	8425437155406	8425437155314	8425437155222	63,65 (140.32)	7	189 49 168
SIMONWORK BT6L MDF 3 BOX 1800		865 x 1800 x 750 (34.1" x 70.9" x 29.5")	678,92 €	600 kg (1350 lb)	8425437155413	8425437155321	8425437155239	69,98 (154.28)	7	147 63 126
SIMONWORK BT6 MDF 4 BOX 1200		865 x 1200 x 750 (34.1" x 47.2" x 29.5")	649,75 €	600 kg (1350 lb)	8425437155420	8425437155338	8425437155246	57,53 (126.83)	7	462 154 350
SIMONWORK BT6L MDF 4 BOX 1500	9	865 x 1500 x 750 (34.1" x 59.1" x 29.5")	745,42 €	600 kg (1350 lb)	8425437155437	8425437155345	8425437155253	63,65 (140.32)	7	189 49 168
SIMONWORK BT6L MDF 4 BOX 1800		865 x 1800 x 750 (34.1" x 70.9" x 29.5")	788,68 €	600 kg (1350 lb)	8425437155444	8425437155352	8425437155260	74,95 (165.24)	7	147 63 126
SIMONWORK BT6 MDF 5 BOX 1200		865 x 1200 x 750 (34.1" x 47.2" x 29.5")	720,29 €	600 kg (1350 lb)	8425437125867	8425437125874	8425437125881	61,71 (136.1)	2	66 22 50
SIMONWORK BT6L MDF 5 BOX 1500	10	865 x 1500 x 750 (34.1" x 59.1" x 29.5")	821,80 €	600 kg (1350 lb)	8425437125898	8425437125904	8425437125911	70,69 (155.8)	2	66 22 50
SIMONWORK BT6L MDF 5 BOX 1800		865 x 1800 x 750 (34.1" x 70.9" x 29.5")	866,70 €	600 kg (1350 lb)	8425437125928	8425437125935	8425437125942	76,51 (168.7)	2	66 22 50
SIMONWORK BT6 MDF CABINET 1200		865 x 1200 x 750 (34.1" x 47.2" x 29.5")	382,08 €	600 kg (1350 lb)	8425437125959	8435104942604	8435104942598	56,75 (125.1)	8	400 176 328
SIMONWORK BT6L MDF CABINET 1500	11	865 x 1500 x 750 (34.1" x 59.1" x 29.5")	493,84 €	600 kg (1350 lb)	8425437125966	8435104942628	8435104942611	62,56 (137.9)	7	231 77 175
SIMONWORK BT6L MDF CABINET 1800		865 x 1800 x 750 (34.1" x 70.9" x 29.5")	539,24 €	600 kg (1350 lb)	8425437125973	8435104942642	8435104942635	68,38 (150.8)	7	231 77 175

ALISTONADA



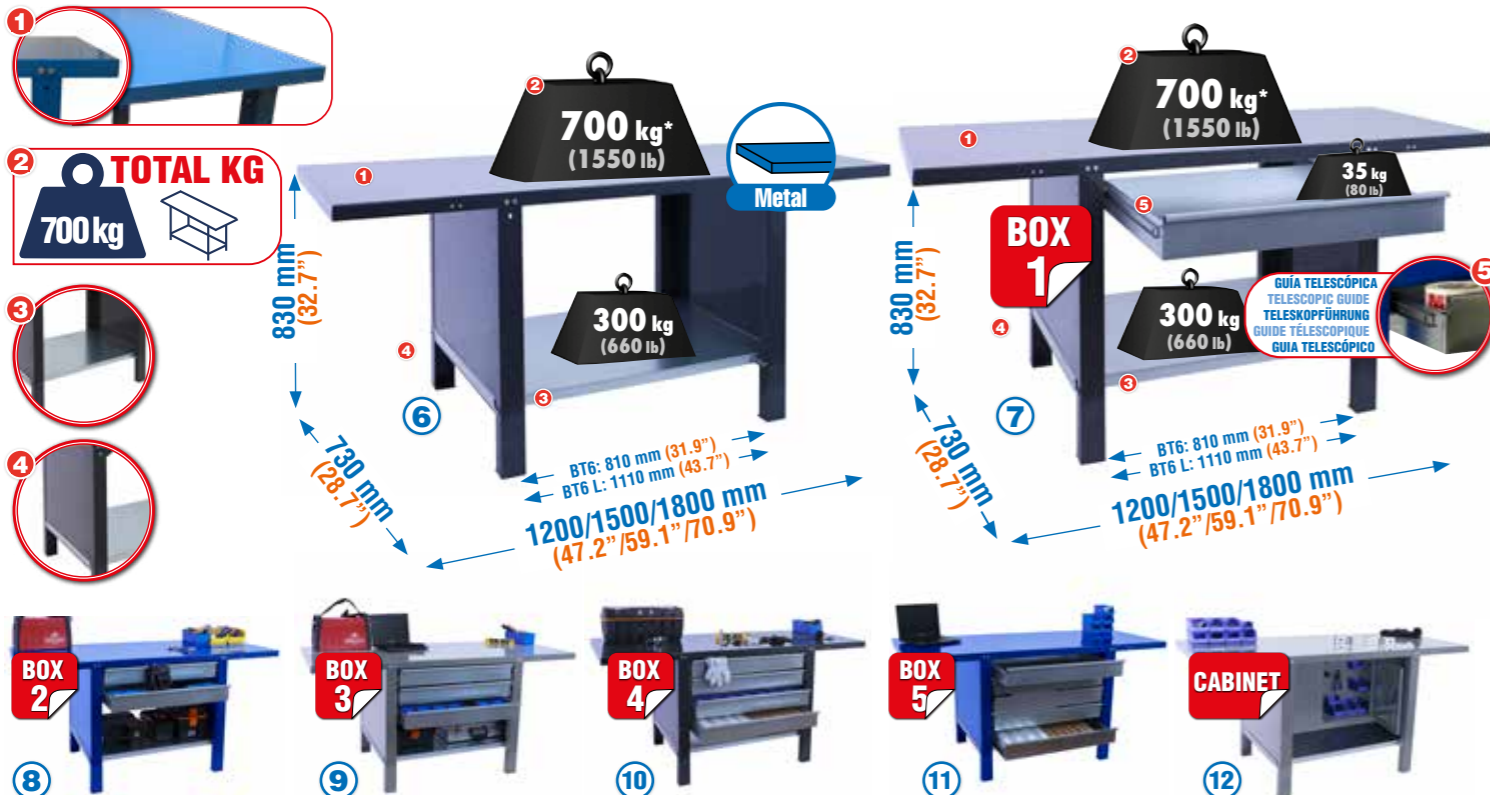
SIMONWORK BT6 PRO LAMINATE

MODEL	PHOTO	H x W x D mm (inch)	€/Unit	Load Capacity kg (lb)	Ant. EAN Code	Grey EAN Code	Blue EAN Code	Kg/Unit (lb/Unit)	Unit	EU Palet Trailer Container 20' y 40'
SIMONWORK BT6 PRO LAMINATE 1200		865 x 1200 x 750 (34.1" x 47.2" x 29.5")	477,44 €	1000 kg (2200 lb)	8425437126284	8425437124983	8425437124990	42,68 (94.1)	10	550 220 440
SIMONWORK BT6 L PRO LAMINATE 1500	6	865 x 1500 x 750 (34.1" x 59.1" x 29.5")	567,20 €	1000 kg (2200 lb)	8425437126291	8425437125003	8425437125010	50,32 (110.9)	10	270 70 240
SIMONWORK BT6 L PRO LAMINATE 1800		865 x 1800 x 750 (34.1" x 70.9" x 29.5")	613,91 €	1000 kg (2200 lb)	8425437126307	8425437125027	8425437125034	55,65 (122.7)	10	210 90 180
SIMONWORK BT6 PRO LAMINATE 1 BOX 1200		865 x 1200 x 750 (34.1" x 47.2" x 29.5")	571,38 €	1000 kg (2200 lb)	8425437126314	8425437125041	8425437125058	48,86 (107.7)	7	462 154 350
SIMONWORK BT6L PRO LAMINATE 1 BOX 1500	7	865 x 1500 x 750 (34.1" x 59.1" x 29.5")	670,44 €	1000 kg (2200 lb)	8425437126321	8425437125065	8425437125072	57,79 (127.4)	7	189 49 188
SIMONWORK BT6L PRO LAMINATE 1 BOX 1800		865 x 1800 x 750 (34.1" x 70.9" x 29.5")	714,01 €	1000 kg (2200 lb)	8425437126338	8425437125089	8425437125096	63,12 (139.2)	7	147 63 126
SIMONWORK BT6 PRO LAMINATE 2 BOX 1200		865 x 1200 x 750 (34.1" x 47.2" x 29.5")	664,12 €	1000 kg (2200 lb)	8425437155901	8425437155819	8425437155727	54,15 (119.38)	7	462 154 350
SIMONWORK BT6L PRO LAMINATE 2 BOX 1500	8	865 x 1500 x 750 (34.1" x 59.1" x 29.5")	770,25 €	1000 kg (2200 lb)	8425437155918	8425437155826	8425437155734	64,27 (141.69)	7	189 49 188
SIMONWORK BT6L PRO LAMINATE 2 BOX 1800		865 x 1800 x 750 (34.1" x 70.9" x 29.5")	813,82 €	1000 kg (2200 lb)	8425437155925	8425437155833	8425437155741	69,59 (153.42)	7	147 63 126
SIMONWORK BT6 PRO LAMINATE 3 BOX 1200		865 x 1200 x 750 (34.1" x 47.2" x 29.5")	785,42 €	1000 kg (2200 lb)	8425437155932	8425437155840	8425437155758	59,23 (130.58)	7	462 154 350
SIMONWORK BT6L PRO LAMINATE 3 BOX 1500	9	865 x 1500 x 750 (34.1" x 59.1" x 29.5")	902,91 €	1000 kg (2200 lb)	8425437155949	8425437155857	8425437155765	70,74 (155.96)	7	189 49 188
SIMONWORK BT6L PRO LAMINATE 3 BOX 1800		865 x 1800 x 750 (34.1" x 70.9" x 29.5")	948,12 €	1000 kg (2200 lb)	8425437155956	8425437155864	8425437155772	76,07 (167.71)	7	147 63 126
SIMONWORK BT6 PRO LAMINATE 4 BOX 1200		865 x 1200 x 750 (34.1" x 47.2" x 29.5")	881,66 €	1000 kg (2200 lb)	8425437155963	8425437155871	8425437155789	63,42 (139.82)	7	462 154 350
SIMONWORK BT6L PRO LAMINATE 4 BOX 1500	10	865 x 1500 x 750 (34.1" x 59.1" x 29.5")	1.006,50 €	1000 kg (2200 lb)	8425437155970	8425437155888	8425437155796	77,22 (170.24)	7	189 49 188
SIMONWORK BT6L PRO LAMINATE 4 BOX 1800		865 x 1800 x 750 (34.1" x 70.9" x 29.5")	1.051,70 €	1000 kg (2200 lb)	8425437155987	8425437155895	8425437155802	82,54 (181.97)	7	147 63 126
SIMONWORK BT6 PRO LAMINATE 5 BOX 1200		865 x 1200 x 750 (34.1" x 47.2" x 29.5")	977,84 €	1000 kg (2200 lb)	8425437126345	8425437125102	8425437125119	73,60 (162.3)	2	66 22 50
SIMONWORK BT6L PRO LAMINATE 5 BOX 1500	11	865 x 1500 x 750 (34.1" x 59.1" x 29.5")	1.110,03 €	1000 kg (2200 lb)	8425437126352	8425437125126	8425437125133	87,69 (193.3)	2	54 22 50
SIMONWORK BT6L PRO LAMINATE 5 BOX 1800		865 x 1800 x 750 (34.1" x 70.9" x 29.5")	1.155,24 €	1000 kg (2200 lb)	8425437126369	8425437125140	8425437125157	93,02 (205.1)	2	42 22 50
SIMONWORK BT6 PRO LAMINATE CABINET 1200		865 x 1200 x 750 (34.1" x 47.2" x 29.5")	600,85 €	1000 kg (2200 lb)	8425437126376	8425437125164	8425437125171	56,55 (124.7)	7	264 176 400
SIMONWORK BT6L PRO LAMINATE CABINET 1500	12	865 x 1500 x 750 (34.1" x 59.1" x 29.5")	729,01 €	1000 kg (2200 lb)	8425437126383	8425437125188	8425437125195	68,65 (151.4)	7	189 176 400
SIMONWORK BT6L PRO LAMINATE CABINET 1800		865 x 1800 x 750 (34.1" x 70.9" x 29.5")	768,23 €	1000 kg (2200 lb)	8425437126390	8425437125201	8425437125218	73,98 (163.1)	7	147 176 400

SIMONWORK BT6 METAL

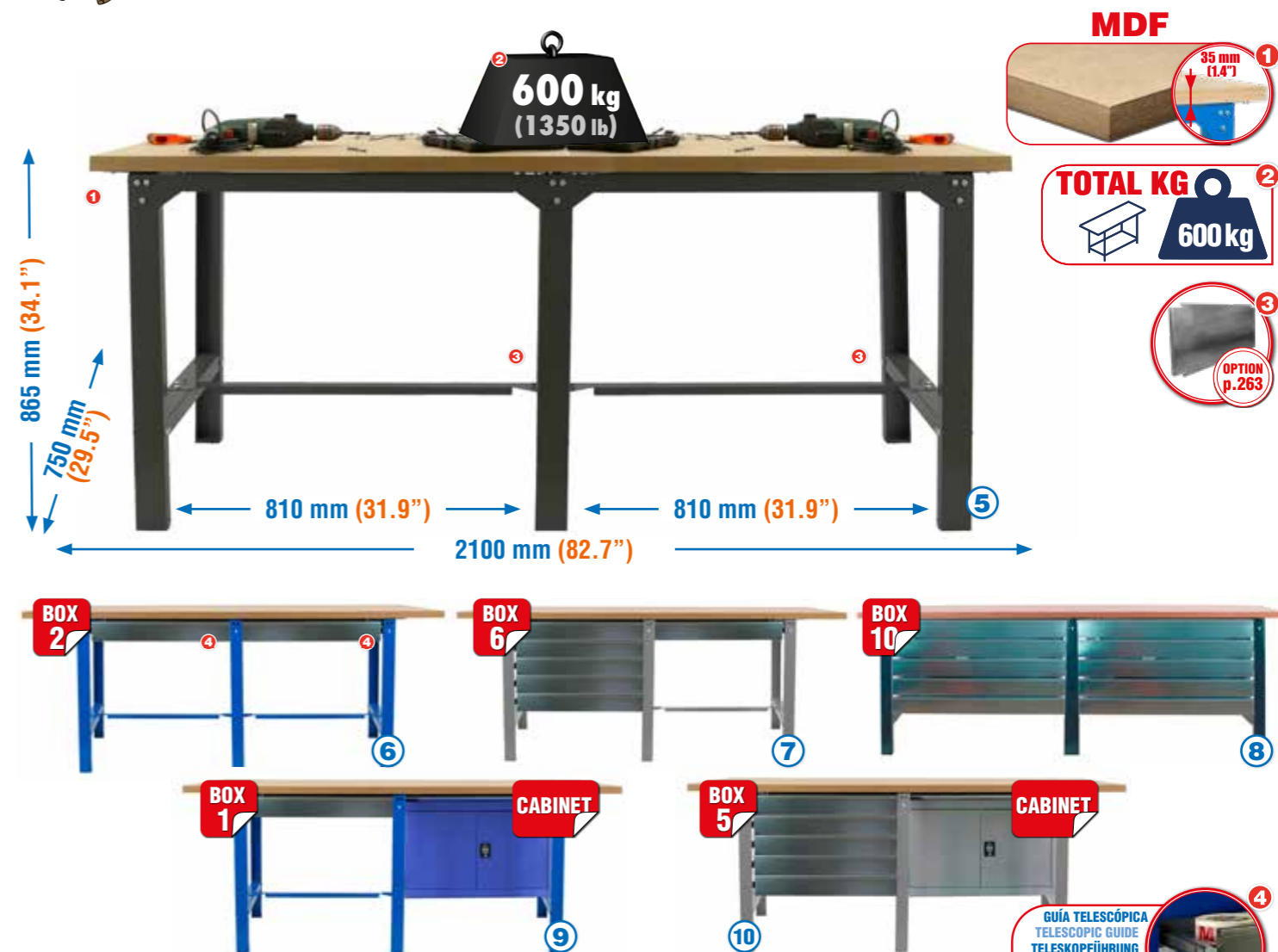
MODEL	PHOTO	H x W x D mm (inch)	€/Unit	Load Capacity kg (lb)	Ant. EAN Code	Grey EAN Code	Blue EAN Code	Kg/Unit (lb/Unit)	Unit	EU Palet Trailer Container 20' y 40'
SIMONWORK BT6 METAL 1200		830 x 1200 x 730 (32.7" x 47.2" x 28.7")	168,48 €	600 kg (1350 lb)	8425437125980	8435104938379	8435104938362	29,66 (65.4)	12	792 528 768
SIMONWORK BT6 L METAL 1500	5	830 x 1500 x 730 (32.7" x 59.1" x 28.7")	189,77 €	600 kg (1350 lb)	8425437125997	8435104938409	8435104938393	33,79 (74.5)	12	324 528 696
SIMONWORK BT6 L METAL 1800		830 x 1800 x 730 (32.7" x 70.9" x 28.7")	213,94 €	600 kg (1350 lb)	8425437126000	8435104938430	8435104938423	37,33 (82.3)	12	396 528 624
SIMONWORK BT6 METAL 1 BOX 1200		830 x 1200 x 730 (32.7" x 47.2" x 28.7")	264,95 €	600 kg (1350 lb)	8425437126017	8435104938454	8435104938478	35,25 (77.7)	8	528 88 200
SIMONWORK BT6L METAL 1 BOX 1500	6	830 x 1500 x 730 (32.7" x 59.1" x 28.7")	293,38 €	600 kg (1350 lb)	8425437126024	8435104938485	8435104938508	40,48 (89.2)	8	216 88 200
SIMONWORK BT6L METAL 1 BOX 1800		830 x 1800 x 730 (32.7" x 70.9" x 28.7")	310,90 €	600 kg (1350 lb)	8425437126031	8435104938515	8435104938539	43,87 (96.7)	8	264 88 200
SIMONWORK BT6 METAL 2 BOX 1200		830 x 1200 x 730 (32.7" x 47.2" x 28.7")	361,10 €	600 kg (1350 lb)	8425437155635	8425437155543	8425437155451	40,03 (88.2)	8	528 176 400
SIMONWORK BT6L METAL 2 BOX 1500	7	830 x 1500 x 730 (32.7" x 59.1" x 28.7")	396,81 €	600 kg (1350 lb)	8425437155642	8425437155550	8425437155468	46,74 (103.0)	8	216 56 192
SIMONWORK BT6L METAL 2 BOX 1800		830 x 1800 x 730 (32.7" x 70.9" x 28.7")	414,06 €	600 kg (1350 lb)	8425437155659	8425437155567	8425437155475	50,13 (110.5)	8	264 72 144
SIMONWORK BT6 METAL 3 BOX 1200		830 x 1200 x 730 (32.7" x 47.2" x 28.7")	466,13 €	600 kg (1350 lb)	8425437155666	8425437155574	8425437155482	44,22 (97.5)	8	528 88 200
SIMONWORK BT6L METAL 3 BOX 1500	8	830 x 1500 x 730 (32.7" x 59.1" x 28.7")	510,01 €	600 kg (1350 lb)	8425437155673	8425437155581	8425437155499	52,21 (115.1)	8	216 88 200
SIMONWORK BT6L METAL 3 BOX 1800		830 x 1800 x 730 (32.7" x 70.9" x 28.7")	527,57 €	600 kg (1350 lb)	8425437155680	8425437155598	8425437155505	55,61 (122.6)	8	264 88 200
SIMONWORK BT6 METAL 4 BOX 1200		830 x 1200 x 730 (32.7" x 47.2" x 28.7")	564,59 €	600 kg (1350 lb)	8425437155697	8425437155604	8425437155512	48,41 (106.7)	8	528 176 400
SIMONWORK BT6L METAL 4 BOX 1500	9	830 x 1500 x 730 (32.7" x 59.1" x 28.7")	615,99 €	600 kg (1350 lb)	8425437155703	8425437155611	8425437155529	57,68 (127.2)	8	216 56 192
SIMONWORK BT6L METAL 4 BOX 1800		830 x 1800 x 730 (32.7" x 70.9" x 28.7")	633,55 €	600 kg (1350 lb)	8425437155710	8425437155628	8425437155536	61,08 (134.7)	8	264 72 144
SIMONWORK BT6 METAL 5 BOX 1200		830 x 1200 x 730 (32.7" x 47.2" x 28.7")	651,37 €	600 kg (1350 lb)	8425437126048	8425437126055	8425437126062	49,60 (109.4)	2	66 55 125
SIMONWORK BT6L METAL 5 BOX 1500	10	830 x 1500 x 730 (32.7" x 59.1" x 28.7")	713,84 €	600 kg (1350 lb)	8425437126079	8425437126086	8425437126093	64,25 (141.7)	2	66 55 125
SIMONWORK BT6L METAL 5 BOX 1800		830 x 1800 x 730 (32.7" x 70.9" x 28.7")	725,94 €	600 kg (1350 lb)	8425437126109	8425437126116	8425437126123	62,64 (138.1)	2	66 55 125
SIMONWORK BT6 METAL CABINET 1200		830 x 1200 x 730 (32.7" x 47.2" x 28.7")	313,40 €	600 kg (1350 lb)	8425437126130	8435104942666	8435104942659	43,50 (95.9)	8	528 88 200
SIMONWORK BT6L METAL CABINET 1500	11	830 x 1500 x 730 (32.7" x 59.1" x 28.7")	375,05 €	600 kg (1350 lb)	8425437126147	8435104942680	8435104942673	51,12 (112.7)	8	264 88 200
SIMONWORK BT6L METAL CABINET 1800		830 x 1800 x 730 (32.7" x 70.9" x 28.7")	392,55 €	600 kg (1350 lb)	8425437126154	8435104942703	8435104942697	54,51 (120.2)	8	264 88 200

METAL



SIMONWORK BT6 PRO METAL

MODEL	PHOTO	H x W x D mm (inch)	€/Unit	Load Capacity kg (lb)	Ant. EAN Code	Grey EAN Code	Blue EAN Code	Kg/Unit (lb/Unit)	Unit	EU Palet Trailer Container 20' y 40'
SIMONWORK BT6 PRO METAL 1200		830 x 1200 x 730 (32.7" x 47.2" x 28.7")	199,24 €	700 kg (1550 lb)	8425437126161	8425437124747	8425437124754	35,55 (78.4)	12	660 176 400
SIMONWORK BT6 L PRO METAL 1500	6	830 x 1500 x 730 (32.7" x 59.1" x 28.7")	228,64 €	700 kg (1550 lb)	8425437126178	8425437124761	8425437124778	41,38 (91.2)	12	324 176 400
SIMONWORK BT6 L PRO METAL 1800		830 x 1800 x 730 (32.7" x 70.9" x 28.7")	248,26 €	700 kg (1550 lb)	8425437126185	8425437124785	8425437124792	44,92 (99.0)	12	252 176 400
SIMONWORK BT6 PRO METAL 1 BOX 1200		830 x 1200 x 730 (34.1" x 47.2" x 29.5")	294,87 €	700 kg (1550 lb)	8425437126192	8425437124808	8425437124815	41,74 (92.0)	6	528 88 200
SIMONWORK BT6L PRO METAL 1 BOX 1500	7	830 x 1500 x 730 (34.1" x 59.1" x 29.5")	333,08 €	700 kg (1550 lb)	8425437126208	8425437124822	8425437124839	47,56 (104.9)	8	216 88 200
SIMONWORK BT6L PRO METAL 1 BOX 1800		830 x 1800 x 730 (34.1" x 70.9" x 29.5")	343,36 €	700 kg (1550 lb)	8425437126215	8425437124846	8425437124853	51,10 (112.7)	8	168 88 200
SIMONWORK BT6 PRO METAL 2 BOX 1200		830 x 1200 x 730 (32.7" x 47.2" x 28.7")	392,00 €	700 kg (1550 lb)	8425437156175	8425437156083	8425437155994	46,93 (103.5)	8	528 176 400
SIMONWORK BT6L PRO METAL 2 BOX 1500	8	830 x 1500 x 730 (32.7" x 59.1" x 28.7")	436,67 €	700 kg (1550 lb)	8425437156182	8425437156090	8425437156007	55,33 (122.0)	8	216 56 192
SIMONWORK BT6L PRO METAL 2 BOX 1800		830 x 1800 x 730 (32.7" x 70.9" x 28.7")	454,55 €	700 kg (1550 lb)	8425437156199	8425437156106	8425437156014	58,87 (129.8)	8	264 72 144
SIMONWORK BT6 PRO METAL 3 BOX 1200		830 x 1200 x 730 (34.1" x 47.2" x 29.5")	497,12 €	700 kg (1550 lb)	8425437156205	8425437156113	8425437156021	52,11 (114.9)	6	528 88 200
SIMONWORK BT6L PRO METAL 3 BOX 1500	9	830 x 1500 x 730 (34.1" x 59.1" x 29.5")	550,08 €	700 kg (1550 lb)	8425437156212	8425437156120	8425437156038	61,8 (136.3)	8	216 88 200
SIMONWORK BT6L PRO METAL 3 BOX 1800		830 x 1800 x 730 (34.1" x 70.9" x 29.5")	568,28 €	700 kg (1550 lb)	8425437156229	8425437156137	8425437156045	65,34 (144.1)	8	264 88 200
SIMONWORK BT6 PRO METAL 4 BOX 1200		830 x 1200 x 730 (32.7" x 47.2" x 28.7")	595,10 €	700 kg (1550 lb)	8425437156236	8425437156144	8425437156052	57,3 (126.3)	8	528 176 400
SIMONWORK BT6L PRO METAL 4 BOX 1500	10	830 x 1500 x 730 (32.7" x 59.1" x 28.7")	655,55 €	700 kg (1550 lb)	8425437156243	8425437156151	8425437156069	68,28 (150.5)	8	216 56 192
SIMONWORK BT6L PRO METAL 4 BOX 1800		830 x 1800 x 730 (32.7" x 70.9" x 28.7")	673,75 €	700 kg (1550 lb)	8425437156250	8425437156168	8425437156076	71,82 (158.3)	8	264 72 144
SIMONWORK BT6 PRO METAL 5 BOX 1200		830 x 1200 x 730 (32.7" x 47.2" x 28.7")	693,04 €	700 kg (1550 lb)	8425437126222	8425437124860	8425437124877	66,48 (146.6)	2	66 55 125
SIMONWORK BT6L PRO METAL 5 BOX 1500	11	830 x 1500 x 730 (32.7" x 59.1" x 28.7")	740,17 €	700 kg (1550 lb)	8425437126239	8425437124884	8425437124891	72,30 (159.4)	2	54 55 125
SIMONWORK BT6L PRO METAL 5 BOX 1800		830 x 1800 x 730 (32.7" x 70.9" x 28.7")	758,37 €	700 kg (1550 lb)	8425437126246	8425437124907	8425437124914	75,84 (167.2)	2	42 55 125
SIMONWORK BT6 PRO METAL CABINET 1200		830 x 1200 x 730 (32.7" x 47.2" x 28.7")	338,26 €	700 kg (1550 lb)	8425437126253	8425437124921	8425437124938	51,68 (113.9)	8	264 88 200
SIMONWORK BT6L PRO METAL CABINET 1500	12	830 x 1500 x 730 (32.7" x 59.1" x 28.7")	391,46 €	700 kg (1550 lb)	8425437126260	8425437124945	8425437124952	59,71 (131.6)	8	216 88 200
SIMONWORK BT6L PRO METAL CABINET 1800		830 x 1800 x 730 (32.7" x 70.9" x 28.7")	409,33 €	700 kg (1550 lb)	8425437126277	8425437124969	8425437124976	63,25 (139.4)	8	168 88 200



SIMONWORK BT6 MDF TANDEM


MODEL	PHOTO	H x W x D mm (inch)	€/Unit	Load Capacity kg (lb)	Ant. EAN Code	Grey EAN Code	Blue EAN Code	Kg/Unit (lb/Unit)	Unit	EU Palet Trailer Container 20' y 40'
SIMONWORK BT6 MDF TANDEM 2100	5	865 x 2100 x 750 (34.1" x 82.7" x 29.5")	485,95 €	600 kg (1350 lb)	8425437126758	8425437126765	8425437126772	71,44 (157.5)	6	198 66 150
SIMONWORK BT6 MDF TANDEM 2BOX 2100	6	865 x 2100 x 750 (34.1" x 82.7" x 29.5")	673,12 €	600 kg (1350 lb)	8425437126789	8425437126796	8425437126802	85,91 (189.4)	1	33 11 25
SIMONWORK BT6 MDF TANDEM 6BOX 2100	7	865 x 2100 x 750 (34.1" x 82.7" x 29.5")	1.054,42 €	600 kg (1350 lb)	8425437126819	8425437126826	8425437126833	110,52 (243.7)	1	33 11 25
SIMONWORK BT6 MDF TANDEM 10BOX 2100	8	865 x 2100 x 750 (34.1" x 82.7" x 29.5")	1.429,73 €	600 kg (1350 lb)	8425437126840	8425437126857	8425437126864	130,52 (287.8)	1	33 11 25
SIMONWORK BT6 MDF TANDEM 1BOX 1CAB 2100	9	865 x 2100 x 750 (34.1" x 82.7" x 29.5")	725,74 €	600 kg (1350 lb)	8425437126871	8425437126888	8425437126895	91,47 (201.7)	1	33 11 25
SIMONWORK BT6 MDF TANDEM 5BOX 1CAB 2100	10	865 x 2100 x 750 (34.1" x 82.7" x 29.5")	1.098,50 €	600 kg (1350 lb)	8425437126901	8425437126918	8425437126925	116,21 (256.2)	1	33 11 25

Bandeja Metálica BT6/Metal Shelves BT6/Metallische Fachböden BT6/Tablettes Métalliques BT6

Description	W x D x H Dim. mm (inch)	EAN Code	Kg/Unit (lb/Unit)	€/Unit	Unit Pack.
Bandeja Metálica BT6 Galva	970x630x35mm (33.8" x 20.4" x 1.4")	8435104945858	8,01 (17.7)	41,32 €	1
Bandeja Metálica BT6L Galva	1240x630x35mm (48.8" x 24.8" x 1.4")	8425437127243	9,73 (21.5)	50,40 €	1



SIMONWORK Simonwork



BAÚL METÁLICO DE TRANSPORTE

MODEL	H x W x D mm (inch)	€/Unit	Load Capacity kg (lb)	Ant. EAN Code	Kg/Unit (lb/Unit)	Unit	EU Palet Trailer Container 20' y 40'
BAÚL METÁLICO DE TRANSPORTE 370x900x500	370 x 900 x 500 (14.6" x 35.4" x 19.7")	211,59 €	90 kg (198 lb)	8425437139482	7,50 (16.5)		

Ruedas/Wheels/Räder/Roues/Rodas

Description	EAN Code	Load Capacity [#] Kg (lb) Rueda/Whell	€/Unit	Unit Pack.
A *RUEDA DOBLE 50 mm S/FRENO+PIE+3T.M6+2T.M8+TUERCAS	8435104926543	30 Kg (66lb)	18,80 €	1
B *RUEDA DOBLE 50 mm C/FRENO+PIE+3T.M6+2T.M8+TUERCAS	8435104926550	30 Kg (66lb)	22,94 €	1
C BOLSA/BAG 4 Ruedas/Wheels Doble 50mm (2.0") + 8 TOR+TUE / 8 BOLTS+NUTS (2 Con Freno/With Brakes + 2 Sin Freno/Without Brake)	8425437089633	30 Kg (66lb)	90,60 €	4


Distancia de 1ª bandeja al suelo 80 mm (3.2") / The distance from the 1st shelf to the floor 80 mm (3.2")
Distanz vom ersten Fachboden bis zum Boden 80 mm (3.2") / Distance de la première tablette au sol 80 mm (3.2")

Dim. mm (inch)	Grey	Zinc	Blue	Load Capacity [#] Kg (lb)	€/Unit	Kg/Unit (lb/Unit)
900 (35.4")	8435104946541	8435104946510	8435104946480	120 Kg (265lb)	102,23 €	4,51 (9.9)
1200 (47.2")	8435104946552	8435104946527	8435104946497	120 Kg (265lb)	103,61 €	4,85 (10.7)
1500 (59.1")	8435104946565	8435104946534	8435104946503	120 Kg (265lb)	104,99 €	5,13 (11.3)

La capacidad de carga de los productos que usen este accesorio cambiará a la capacidad máxima de carga indicada para este accesorio.
The load capacity of products using this accessory will change to the maximum load capacity indicated for this accessory.



BT0, BT1, BT2, BT3 y BT4



Zócalos BT/Socles BT/Socket BT/Socles BT/Tomadas BT


BT (BT-1/BT-2/BT-3/BT-4/BT-5/BT-7)					
Model	Dim. mm (inch)	EAN Code	Kg/Unit (lb/Unit)	€/Unit	Unit Pack.
ZOCALO BT 600	600 x 100 (23.6"x3.9")	8435104934012	0,70 (1.5)	3,75 €	1
ZOCALO BT 750	750 x 100 (29.5"x3.9")	8435104934029	0,83 (1.8)	4,76 €	1
ZOCALO BT 900	900 x 100 (35.4"x3.9")	8435104934036	0,96 (2.1)	5,61 €	1
ZOCALO BT 1200	1200 x 100 (47.2"x3.9")	8435104934043	1,21 (2.7)	7,37 €	1
ZOCALO BT 1500	1500 x 100 (59.1"x3.9")	8435104934050	1,46 (3.2)	8,82 €	1
ZOCALO BT 1800	1800 x 100 (70.9"x3.9")	8435104934067	1,71 (3.8)	10,33 €	1

BT-6					
Model	Dim. mm (inch)	EAN Code	Kg/Unit (lb/Unit)	€/Unit	Unit Pack.
ZOCALO BT-6 1200	1200 x 100 (47.2"x3.9")	8435104937655	1,58 (3.5)	9,45 €	1
ZOCALO BT-6 1500	1500 x 100 (59.1"x3.9")	8435104937662	1,92 (4.2)	11,41 €	1
ZOCALO BT-6 1800	1800 x 100 (70.9"x3.9")	8435104937679	2,27 (5.0)	14,43 €	1




Chapa metálica/Metal sheet/Blech/Tôle/Chapa metálica

W x D Dim. mm (inch)	EAN Code	Kg/Unit (lb/Unit)	€/Unit
900 x 350 (35.4"x13.8")	8435104919828	2,42 (5.3)	12,92 €
900 x 400 (35.4"x15.7")	8435104919859	2,71 (6.0)	14,62 €
1200 x 350 (47.2"x13.8")	8435104919835	3,14 (6.9)	17,09 €
1200 x 400 (47.2"x15.7")	8435104919866	3,52 (7.8)	19,33 €
1500 x 350 (59.1"x13.8")	8435104919842	3,85 (8.5)	21,25 €
1500 x 400 (59.1"x15.7")	8435104919873	4,33 (9.6)	24,05 €
900 x 600 (35.4"x23.6")	8435104919880	3,88 (8.6)	21,41 €
900 x 750 (35.4"x29.5")	8435104919910	4,76 (10.5)	26,51 €
1200 x 600 (47.2"x23.6")	8435104919897	5,07 (11.2)	28,33 €
1200 x 750 (47.2"x29.5")	8435104919927	6,23 (13.7)	35,07 €
1500 x 600 (59.1"x23.6")	8435104919903	6,25 (13.8)	35,24 €
1500 x 750 (59.1"x29.5")	8435104919934	7,69 (17.0)	43,62 €
1800 x 750 (70.1"x29.5")	8425437126963	9,16 (20.2)	44,72 €



Repisa Basculante/Swingable Ledge/Schwenkbare Leiste/Étagère Coulissante/ Prateleira Inclinável*

Dim. mm (inch)	Zinc	EAN Code	€/Unit	Kg/Unit (lb/Unit)
900 x 200 (35.4"x7.9")	8435104947869	14,40 €	2,14 (4.7)	
1200 x 200 (47.2"x7.9")	8435104947876	16,55 €	2,59 (5.7)	
1500 x 200 (59.1"x7.9")	8435104947883	19,34 €	3,06 (6.8)	




Cajones/Drawer/Schublade/Tiroirs/Gavetas

BOX: BT0/BT1/BT2/BT3/BT4/BT5*			
Model	EAN Code	Kg/Unit (lb/Unit)	€/Unit
BOX 900x600	8435104934074	9,00 (19.8)	41,04 €
BOX 900x750	8435104934104	9,78 (21.6)	42,63 €
BOX 1200x600	8435104934081	10,74 (23.7)	48,15 €
BOX 1200x750	8435104934111	11,07 (24.4)	49,75 €
BOX 1500x600	8435104934098	12,03 (26.5)	55,27 €
BOX 1500x750	8435104934128	12,36 (27.3)	56,87 €

BOX BT6 MDF / METAL*			
Model	EAN Code	Kg/Unit (lb/Unit)	€/Unit
BOX BT6 (1200)	8435104947074	5,39 (11.9)	96,14 €
BOX BT6L (1500/1800)	8425437127236	6,67 (14.7)	103,26 €

BOX: BT6-BT6L: MDF / PRO / LAMINATE / METAL




*GUÍA TELESCÓPICA / TELESCOPIC GUIDE / TELESKOPFÜHRUNG / GUIDE TÉLESCOPIQUE / GUIA TELESCÓPICO

Bandeja Metálica BT6/Metal Shelves BT6/Metallische Fachböden BT6/Tablettes Métalliques BT6

Description	W x D x H Dim. mm (inch)	EAN Code	Kg/Unit (lb/Unit)	€/Unit	Unit Pack.
Bandeja Metálica BT6 Galva	970x630x35mm (33.8" x 20.4" x 1.4")	8435104945858	8,01 (17.7)	41,32 €	1
Bandeja Metálica BT6L Galva	1240x630x35mm (48.8" x 24.8" x 1.4")	8425437127243	9,73 (21.5)	50,40 €	1



- PANEL CLICK - CABINET TOOLS
- SIMONWORK BT6 METAL CABINET - SIMONWORK BT6 MDF CABINET
- SIMONWORK BT3 - SIMONWORK BT3 BOX
- SIMONWORK BT2 - SIMONWORK BT2 BOX - SIMONWORK BT2 CABINET




Gavetas/Storage bins/Schubfächer/Bacs plastiques/Caixas de armazenamento

Description - Dim. mm (inch)	EAN Code	€/Unit	Unit Pack.
Blister 5 gavetas / storage bins 52 x 100 x 95 mm (2.1" x 3.9" x 3.7")	8435104927052	17,77 €	1
Blister 5 gavetas / storage bins 80 x 100 x 170 mm (3.2" x 3.9" x 6.7")	8435104927069	30,85 €	1



Imanes Ferrita/Magnets Ferrita/Magnete Ferrita/Aimants Ferrita/Ímãs de Ferrite

Description	W x D x H Dim. mm (inch)	EAN Code	Kg/Unit (lb/Unit)	€/Unit	Unit Pack.
BLISTER 8 IMANES PANEL / BLISTER 8 MAGNETS PANEL	25 mm Ø (1.0" Ø)	8435104949351	0,50 (1.1)	6,04 €	1




Ganchos/Hooks/Crochets

Description	EAN Code	€/Unit	Unit Pack.
K BOLSA 8 ganchos/hooks dobles	8435104949337	12,21 €	1
L BOLSA 10 ganchos/hooks simples	8435104949344	6,36 €	1
M BOLSA 2 ganchos/hooks SIMONCLICK	8425437139475	3,41 €	1
A1 6 Hook01 (A1) Gancho Doble T 100	8435104918623	10,62 €	1
A1 6 Hook02 (A1) Gancho Doble T 150	8435104918630	11,51 €	1
A2 6 Hook03 (A2) Gancho Doble U 100	8435104918647	5,73 €	1
A2 6 Hook04 (A2) Gancho Doble U 150	8435104918654	6,07 €	1
B1 10 Hook05 (B1) Gancho Sencillo V	8435104918678	5,29 €	1
B2 10 Hook06 (B2) Gancho Sencillo U	8435104918661	5,60 €	1



Accesorios/Accessories/Zubehör/Accessoires Panneau Click/Clique em Acessórios do painel

Description W x D x H	EAN Code	€/Unit	Unit Pack.
ACC 001 340 x 162 x 43 mm (13.4" x 6.4" x 1.7")	8435104933435	7,99 €	1
ACC 002 220 x 38 x 35 mm (8.7" x 1.5" x 1.4")	8435104941898	6,09 €	1
ACC 003 282 x 35 x 35 mm (11.1" x 1.4" x 1.4")	8435104933411	5,52 €	1
ACC 004 220 x 38 x 35 mm (8.7" x 1.5" x 1.4")	8435104933428	5,67 €	1
ACC 005 132 x 65 x 15 mm (5.2" x 2.6" x 0.6")	8435104933442	2,91 €	1
ACC 011 145 x 50 x 52 mm (5.7" x 2.0" x 2.1")	8435104942789	7,12 €	1
ACC 010 4 Accé BT-PANEL	8435104941881	24,04 €	1
BOLSA ACC. PANELCLICK 9 PIEZAS 260x300x40 mm (10.2" x 11.8" x 1.6")	8435104943915	20,61 €	1



BOLSA ACC. PANELCLICK