

# SIMONWORK

Bancos de Trabajo, Paneles y Armarios de Herramientas  
Workbenches, Panels and Tool Cabinets  
Werkbänke, Panele und Werkzeugschränke  
Établis, panneaux et armoires à outils  
Bancadas de trabalho, painéis e gabinetes de ferramentas



**Simon**  
**Rack**  
SINCE 1964 - MANUFACTURER



# Simonwork

Bancos de Trabajo, Paneles y Armarios de herramientas  
Workbenches, Panels and Tool Cabinets  
Werkbänke, Panele und Werkzeugschränke  
Établis, panneaux et armoires à outils  
Bancadas de trabalho, painéis e gabinetes de ferramentas



**Simon**  
**Rack**  
SINCE 1964 - MANUFACTURER



**BASIC**  
p. 226

**WAGON**  
p. 229

CHIPBOARD  
METAL

**ECOWORK  
BT2**  
p. 230

BOX

**BT0**  
p. 232

BOX  
CABINET

**BT1**  
p. 234

BOX

**BT2**  
p. 236

BOX  
CABINET

**BT3**  
p. 238

BOX

**BT4**  
p. 240

BOX

**BT5**  
p. 242

BOX

**CABINET  
TOOLS**  
p. 242

**PANELCLICK**  
p. 243



**BT6  
MDF**  
p. 246

BOX 1  
BOX 2  
BOX 3  
BOX 4  
BOX 5  
CABINET

**BT6  
METAL**  
p. 248

BOX 1  
BOX 2  
BOX 3  
BOX 4  
BOX 5  
CABINET

**BT6  
LAMINATE  
TANDEM**  
p. 250

TANDEM  
BOX 2  
TANDEM  
BOX 6  
TANDEM  
BOX 10  
CABINET1  
BOX 1  
CABINET1  
BOX 5

**BT6 PROFESIONAL**

**BT6 PRO  
LAMINATE**  
p. 247

PRO  
PRO  
BOX 1  
PRO  
BOX 2  
PRO  
BOX 3  
PRO  
BOX 4  
PRO  
BOX 5  
PRO  
CABINET

**BT6 PRO  
METAL**  
p. 249

PRO  
PRO  
BOX 1  
PRO  
BOX 2  
PRO  
BOX 3  
PRO  
BOX 4  
PRO  
BOX 5  
PRO  
CABINET

**BT6 PRO  
LAMINATE  
TANDEM**  
p. 251

PRO  
TANDEM  
PRO  
TANDEM  
BOX 2  
PRO  
TANDEM  
BOX 6  
PRO  
TANDEM  
BOX 10  
PRO  
CABINET1  
BOX 2  
PRO  
CABINET1  
BOX 2

**BT6 PRO  
LAMINATE  
TRIPLE**  
p. 252

PRO  
TRIPLE  
TRIPLE  
BOX 3  
TRIPLE  
BOX 15  
CABINET1  
BOX 2  
CABINET1  
BOX 15

**ACCESORIOS  
ACCESSORIES**  
p. 254





**SIMONWORK BASIC 01**



**SIMONWORK BASIC 02**

| MODEL                                  | H x W x D<br>mm (inch)                      | Load Capacity<br>kg (lb) | Ant.<br>EAN Code | Blue<br>EAN Code | Bl/Or<br>EAN Code | Grey<br>EAN Code | €/Unit   | Zinc.<br>EAN Code | €/Unit   | Kg/Unit<br>(lb/Unit) | Unit | EU Palet<br>Trailer<br>Container 20'y 40' |
|--|---|--------------------------|------------------|------------------|-------------------|------------------|----------|-------------------|----------|----------------------|------|---|
| <b>P1</b><br>SIMONWORK<br>BASIC 1 1200 | 842 x 1210 x 460<br>(33.1" x 47.6" x 18.1") | 400 kg<br>(880 lb)       | 8425437137464    | 8425437093753    | 8425437089701     | 8425437093746    | 61,50 €  | 8425437093760     | 57,88 €  | 16,20<br>(35.7)      | 18   | 1188 396 450                              |
|  | 842 x 1210 x 610<br>(33.1" x 47.6" x 24.0") | 400 kg<br>(880 lb)       | 8425437137501    | 8435104992944    | 8435104992104     | 8435104992227    | 68,69 €  | 8435104992586     | 64,79 €  | 17,61<br>(38.8)      | 18   | 1188 396 900                              |
|  | 842 x 1210 x 760<br>(33.1" x 47.6" x 29.9") | 400 kg<br>(880 lb)       | 8425437137549    | 8435104992982    | 8435104992142     | 8435104992265    | 84,15 €  | 8435104992623     | 79,96 €  | 19,71<br>(43.5)      | 14   | 924 308 700                               |
|  | 842 x 1210 x 910<br>(33.1" x 47.6" x 35.8") | 400 kg<br>(880 lb)       | 8425437137587    | 8435104993026    | 8435104992180     | 8435104992302    | 85,68 €  | 8435104992661     | 81,20 €  | 21,82<br>(48.1)      | 30   | 705 330 570                               |
| <b>P1</b><br>SIMONWORK<br>BASIC 1 1500 | 842 x 1510 x 460<br>(33.1" x 59.4" x 18.1") | 400 kg<br>(880 lb)       | 8425437137471    | 8425437093784    | 8425437089763     | 8425437093777    | 72,52 €  | 8425437093791     | 68,33 €  | 19,13<br>(42.2)      | 15   | 990 330 375                               |
|  | 842 x 1510 x 610<br>(33.1" x 59.4" x 24.0") | 400 kg<br>(880 lb)       | 8425437137518    | 8435104992951    | 8435104992111     | 8435104992234    | 81,31 €  | 8435104992593     | 76,84 €  | 20,91<br>(46.1)      | 18   | 1188 396 900                              |
|  | 842 x 1510 x 760<br>(33.1" x 59.4" x 29.9") | 400 kg<br>(880 lb)       | 8425437137556    | 8435104992999    | 8435104992159     | 8435104992272    | 91,76 €  | 8435104992630     | 87,94 €  | 23,50<br>(51.8)      | 14   | 924 308 700                               |
|  | 842 x 1510 x 910<br>(33.1" x 59.4" x 35.8") | 400 kg<br>(880 lb)       | 8425437137594    | 8435104993033    | 8435104992197     | 8435104992319    | 102,07 € | 8435104992678     | 97,02 €  | 26,09<br>(57.5)      | 10   | 680 220 500                               |
| <b>P2</b><br>SIMONWORK<br>BASIC 1 1800 | 842 x 1810 x 460<br>(33.1" x 71.2" x 18.1") | 400 kg<br>(880 lb)       | 8425437137488    | 8425437093814    | 8425437089770     | 8425437093807    | 81,86 €  | 8425437093821     | 77,10 €  | 21,65<br>(47.7)      | 30   | 570 300 750                               |
|  | 842 x 1810 x 610<br>(33.1" x 71.2" x 24.0") | 400 kg<br>(880 lb)       | 8425437137525    | 8435104992968    | 8435104992128     | 8435104992241    | 91,69 €  | 8435104992609     | 86,65 €  | 23,70<br>(52.3)      | 30   | 645 330 525                               |
|  | 842 x 1810 x 760<br>(33.1" x 71.2" x 29.9") | 400 kg<br>(880 lb)       | 8425437137563    | 8435104993002    | 8435104992166     | 8435104992289    | 104,64 € | 8435104992647     | 94,70 €  | 26,64<br>(58.7)      | 30   | 570 330 465                               |
|  | 842 x 1810 x 910<br>(33.1" x 71.2" x 35.8") | 400 kg<br>(880 lb)       | 8425437137600    | 8435104993040    | 8435104992203     | 8435104992326    | 115,10 € | 8435104992685     | 109,49 € | 29,59<br>(65.2)      | 30   | 510 330 405                               |
| <b>P2</b><br>SIMONWORK<br>BASIC 1 2100 | 842 x 2100 x 460<br>(33.1" x 82.6" x 18.1") | 400 kg<br>(880 lb)       | 8425437137495    | 8425437093845    | 8425437089787     | 8425437093838    | 93,33 €  | 8425437093852     | 88,00 €  | 23,18<br>(51.1)      | 30   | 540 302 870                               |
|  | 842 x 2100 x 610<br>(33.1" x 82.6" x 24.0") | 400 kg<br>(880 lb)       | 8425437137532    | 8435104992975    | 8435104992135     | 8435104992258    | 102,07 € | 8435104992616     | 96,46 €  | 26,48<br>(58.4)      | 30   | 585 330 465                               |
|  | 842 x 2100 x 760<br>(33.1" x 82.6" x 29.9") | 400 kg<br>(880 lb)       | 8425437137570    | 8435104993019    | 8435104992173     | 8435104992296    | 116,53 € | 8435104992654     | 110,63 € | 29,78<br>(65.7)      | 30   | 510 330 405                               |
|  | 842 x 2100 x 910<br>(33.1" x 82.6" x 35.8") | 400 kg<br>(880 lb)       | 8425437137617    | 8435104993057    | 8435104992210     | 8435104992333    | 128,13 € | 8435104992692     | 121,95 € | 33,09<br>(73.0)      | 30   | 450 330 360                               |

| MODEL                                  | H x W x D<br>mm (inch)                      | Load Capacity<br>kg (lb) | Ant.<br>EAN Code | Bl/Or<br>EAN Code | Grey<br>EAN Code | Blue<br>EAN Code | €/Unit   | Zinc.<br>EAN Code | €/Unit   | Kg/Unit<br>(lb/Unit) | Unit | EU Palet<br>Trailer<br>Container 20'y 40' |
|--|---|--------------------------|------------------|-------------------|------------------|------------------|----------|-------------------|----------|----------------------|------|---|
| <b>P1</b><br>SIMONWORK<br>BASIC 2 1200 | 842 x 1210 x 460<br>(33.1" x 47.6" x 18.1") | 400 kg<br>(880 lb)       | 8425437137624    | 8435104983522     | 8425437093869    | 8425437093876    | 73,82 €  | 8425437093883     | 70,20 €  | 19,78<br>(43.6)      | 15   | 990 330 750                               |
|  | 842 x 1210 x 610<br>(33.1" x 47.6" x 24.0") | 400 kg<br>(880 lb)       | 8425437137662    | 8435104983560     | 8435104992340    | 8435104993064    | 85,07 €  | 8435104992708     | 81,17 €  | 23,31<br>(51.4)      | 15   | 990 330 750                               |
|  | 842 x 1210 x 760<br>(33.1" x 47.6" x 29.9") | 400 kg<br>(880 lb)       | 8425437137709    | 8435104983607     | 8435104992388    | 8435104993101    | 100,58 € | 8435104992746     | 96,40 €  | 26,84<br>(59.2)      | 15   | 895 330 720                               |
|  | 842 x 1210 x 910<br>(33.1" x 47.6" x 35.8") | 400 kg<br>(880 lb)       | 8425437137747    | 8435104983645     | 8435104992425    | 8435104993149    | 112,77 € | 8435104992784     | 108,30 € | 30,37<br>(67.0)      | 15   | 390 185 315                               |
| <b>P1</b><br>SIMONWORK<br>BASIC 2 1500 | 842 x 1510 x 460<br>(33.1" x 49.4" x 18.1") | 400 kg<br>(880 lb)       | 8425437137655    | 8435104983539     | 8425437093890    | 8425437093906    | 118,67 € | 8425437093913     | 85,40 €  | 24,05<br>(53.0)      | 15   | 960 330 750                               |
|  | 842 x 1510 x 610<br>(33.1" x 49.4" x 24.0") | 400 kg<br>(880 lb)       | 8425437137679    | 8435104983577     | 8435104992357    | 8435104993071    | 104,04 € | 8435104992715     | 99,56 €  | 28,55<br>(62.9)      | 15   | 825 330 675                               |
|  | 842 x 1510 x 760<br>(33.1" x 49.4" x 29.9") | 400 kg<br>(880 lb)       | 8425437137716    | 8435104983614     | 8435104992395    | 8435104993118    | 123,68 € | 8435104992753     | 118,93 € | 33,06<br>(72.9)      | 13   | 715 286 585                               |
|  | 842 x 1510 x 910<br>(33.1" x 49.4" x 35.8") | 400 kg<br>(880 lb)       | 8425437137754    | 8435104983652     | 8435104992432    | 8435104993156    | 139,28 € | 8435104992791     | 134,23 € | 37,56<br>(82.8)      | 10   | 630 220 500                               |
| <b>P2</b><br>SIMONWORK<br>BASIC 2 1800 | 842 x 1810 x 460<br>(33.1" x 71.2" x 18.1") | 400 kg<br>(880 lb)       | 8425437137648    | 8435104983546     | 8425437093920    | 8425437093937    | 102,00 € | 8425437093944     | 97,24 €  | 27,55<br>(60.7)      | 15   | 420 330 330                               |
|  | 842 x 1810 x 610<br>(33.1" x 71.2" x 24.0") | 400 kg<br>(880 lb)       | 8425437137686    | 8435104983584     | 8435104992364    | 8435104993088    | 118,53 € | 8435104992722     | 109,08 € | 32,76<br>(72.2)      | 28   | 384 294 294                               |
|  | 842 x 1810 x 760<br>(33.1" x 71.2" x 29.9") | 400 kg<br>(880 lb)       | 8425437137723    | 8435104983621     | 8435104992401    | 8435104993125    | 141,29 € | 8435104992760     | 135,97 € | 37,98<br>(83.7)      | 23   | 311 263 253                               |
|  | 842 x 1810 x 910<br>(33.1" x 71.2" x 35.8") | 400 kg<br>(880 lb)       | 8425437137761    | 8435104983669     | 8435104992589    | 8435104993163    | 159,07 € | 8435104992807     | 153,46 € | 43,19<br>(95.2)      | 20   | 270 220 220                               |
| <b>P2</b><br>SIMONWORK<br>BASIC 2 2100 | 842 x 2100 x 460<br>(33.1" x 82.6" x 18.1") | 400 kg<br>(880 lb)       | 8425437137655    | 8435104983553     | 8425437093951    | 8425437093968    | 118,67 € | 8425437093975     | 113,34 € | 31,05<br>(68.5)      | 30   | 375 300 300                               |
|  | 842 x 2100 x 610<br>(33.1" x 82.6" x 24.0") | 400 kg<br>(880 lb)       | 8425437137693    | 8435104983591     | 8435104992371    | 8435104993095    | 133,02 € | 8435104992739     | 127,40 € | 36,49<br>(80.5)      | 28   | 322 252 210                               |
|  | 842 x 2100 x 760<br>(33.1" x 82.6" x 29.9") | 400 kg<br>(880 lb)       | 8425437137730    | 8435104983638     | 8435104992418    | 8435104993132    | 158,80 € | 8435104992777     | 152,90 € | 42,90<br>(94.6)      | 23   | 276 219 219                               |
|  | 842 x 2100 x 910<br>(33.1" x 82.6" x 35.8") | 400 kg<br>(880 lb)       | 8425437137778    | 8435104983676     | 8435104992456    | 8435104993170    | 178,86 € | 8435104992814     | 172,68 € | 48,83<br>(107.7)     | 10   | 240 110 195                               |



**SIMONWORK BASIC 03**

| MODEL                               | H x W x D mm (inch)                      | Load Capacity kg (lb) | Ant. EAN Code | Bl/Or EAN Code | Grey EAN Code | Blue EAN Code | €/Unit   | Zinc. EAN Code | €/Unit   | Kg/Unit (lb/Unit) | Unit | EU Palet Trailer Container 20'y 40' |
|-------------------------------------|--|-----------------------|---------------|----------------|---------------|---------------|----------|----------------|----------|-------------------|------|-------------------------------------|
| <b>P1</b><br>SIMONWORK BASIC 3 1200 | 842 x 1210 x 460 (33.1" x 47.6" x 18.1") | 400 kg (880 lb)       | 8425437137785 | 8435104983683  | 8425437093982 | 8425437093999 | 103,40 € | 8425437094002  | 98,21 €  | 27,80 (61.3)      | 15   | 885 330 890                         |
|                                     | 842 x 1210 x 610 (33.1" x 47.6" x 24.0") | 400 kg (880 lb)       | 8425437137822 | 8435104983720  | 8435104992463 | 8435104993187 | 126,99 € | 8435104992821  | 121,37 € | 34,64 (76.4)      | 15   | 690 330 555                         |
|                                     | 842 x 1210 x 760 (33.1" x 47.6" x 29.9") | 400 kg (880 lb)       | 8425437137860 | 8435104983768  | 8435104992500 | 8435104993224 | 143,54 € | 8435104992869  | 137,50 € | 38,39 (84.6)      | 15   | 615 330 495                         |
|                                     | 842 x 1210 x 910 (33.1" x 47.6" x 35.8") | 400 kg (880 lb)       | 8425437137907 | 8435104983805  | 8435104992548 | 8435104993262 | 161,82 € | 8435104992906  | 155,35 € | 43,69 (96.3)      | 28   | 266 210 210                         |
| <b>P1</b><br>SIMONWORK BASIC 3 1500 | 842 x 1510 x 460 (33.1" x 49.4" x 18.1") | 400 kg (880 lb)       | 8425437137792 | 8435104983690  | 8425437094019 | 8425437094026 | 127,05 € | 8425437094033  | 115,84 € | 34,20 (75.4)      | 12   | 696 264 564                         |
|                                     | 842 x 1510 x 610 (33.1" x 49.4" x 24.0") | 400 kg (880 lb)       | 8425437137839 | 8435104983737  | 8435104992470 | 8435104993194 | 148,72 € | 8435104992838  | 142,25 € | 40,96 (90.3)      | 10   | 500 220 470                         |
|                                     | 842 x 1510 x 760 (33.1" x 49.4" x 29.9") | 400 kg (880 lb)       | 8425437137877 | 8435104983775  | 8435104992517 | 8435104993231 | 178,19 € | 8435104992876  | 171,29 € | 47,71 (105.2)     | 10   | 500 220 400                         |
|                                     | 842 x 1510 x 910 (33.1" x 49.4" x 35.8") | 400 kg (880 lb)       | 8425437137914 | 8435104983812  | 8435104992555 | 8435104993279 | 201,58 € | 8435104992913  | 194,25 € | 54,46 (120.1)     | 10   | 430 220 350                         |
| <b>P2</b><br>SIMONWORK BASIC 3 1800 | 842 x 1810 x 460 (33.1" x 71.2" x 18.1") | 400 kg (880 lb)       | 8425437137808 | 8435104983706  | 8425437094040 | 8425437094057 | 145,66 € | 8425437094064  | 138,77 € | 39,45 (87.0)      | 21   | 294 231 242                         |
|                                     | 842 x 1810 x 610 (33.1" x 71.2" x 24.0") | 400 kg (880 lb)       | 8425437137846 | 8435104983744  | 8435104992487 | 8435104993200 | 170,45 € | 8435104992845  | 163,13 € | 47,27 (104.2)     | 19   | 247 200 200                         |
|                                     | 842 x 1810 x 760 (33.1" x 71.2" x 29.9") | 400 kg (880 lb)       | 8425437137884 | 8435104983782  | 8435104992524 | 8435104993248 | 204,61 € | 8435104992883  | 196,85 € | 55,09 (121.5)     | 16   | 216 168 168                         |
|                                     | 842 x 1810 x 910 (33.1" x 71.2" x 35.8") | 400 kg (880 lb)       | 8425437137921 | 8435104983829  | 8435104992562 | 8435104993286 | 231,27 € | 8435104992920  | 223,09 € | 62,91 (138.7)     | 14   | 189 147 147                         |
| <b>P2</b><br>SIMONWORK BASIC 3 2100 | 842 x 2100 x 460 (33.1" x 47.6" x 18.1") | 400 kg (880 lb)       | 8425437137815 | 8435104983713  | 8425437094071 | 8425437094088 | 170,67 € | 8425437094095  | 162,92 € | 44,70 (98.6)      | 21   | 263 210 210                         |
|                                     | 842 x 2100 x 610 (33.1" x 47.6" x 24.0") | 400 kg (880 lb)       | 8425437137853 | 8435104983751  | 8435104992494 | 8435104993217 | 192,19 € | 8435104992852  | 184,01 € | 53,59 (118.2)     | 19   | 219 171 171                         |
|                                     | 842 x 2100 x 760 (33.1" x 47.6" x 29.9") | 400 kg (880 lb)       | 8425437137891 | 8435104983799  | 8435104992531 | 8435104993255 | 230,86 € | 8435104992890  | 222,26 € | 62,48 (137.7)     | 16   | 184 152 152                         |
|                                     | 842 x 2100 x 910 (33.1" x 47.6" x 35.8") | 400 kg (880 lb)       | 8425437137938 | 8435104983836  | 8435104992579 | 8435104993293 | 260,96 € | 8435104992937  | 251,92 € | 71,37 (157.3)     | 14   | 161 133 133                         |




**WAGON CHIPBOARD**

| MODEL                 | H x W x D mm (inch)                      | €/Unit   | Load Capacity kg (lb) | Structure Color | Shelf | EAN Code      | Kg/Unit (lb/Unit) | Unit  | MiniPromobox / EU Palet Trailer Container 20'y 40' |
|-----------------------|--|----------|-----------------------|-----------------|-------|---------------|-------------------|-------|--|
| WAGON 2-400 CHIPBOARD | 1030 x 900 x 400 (40.5" x 35.4" x 15.7") | 151,71 € | 75 kg (165 lb)        | Blue/Orange     | WOOD  | 8435104946299 | 19,79 (43.6)      | 12 24 | 1392 528 1200                                      |



**WAGON METALIC**

| MODEL               | H x W x D mm (inch)                      | €/Unit   | Load Capacity kg (lb) | Structure Color | Shelf | EAN Code      | Kg/Unit (lb/Unit) | Unit  | MiniPromobox / EU Palet Trailer Container 20'y 40' |
|---------------------|--|----------|-----------------------|-----------------|-------|---------------|-------------------|-------|--|
| WAGON 2-400 METALIC | 1030 x 900 x 400 (40.5" x 35.4" x 15.7") | 156,47 € | 75 kg (165 lb)        | Blue/Orange     | Zinc  | 8435104946282 | 18,52 (40.8)      | 16 30 | 1500 660 1380                                      |



ECOWORK BT2 CLICK

| MODEL                                     | H x W x D<br>mm (inch)                      | €/Unit   | Load<br>Capacity<br>kg (lb) | EAN Code      | Kg/Unit<br>(lb/Unit) | Unit | EU Palet<br>Trailer<br>Container 20' y 40' |
|---|---|----------|-----------------------------|---------------|----------------------|------|--|
| SIMONWORK<br>ECOWORK<br>BT2 CLICK 900x600 | 1445 x 910 x 610<br>(56.9" x 35.8" x 24.0") | 106,55 € | 220 kg<br>(485 lb)          | 8425437135576 | 24,21 (53.4)         |      |  |




ECOWORK BT2 BOX CLICK

| MODEL  | H x W x D<br>mm (inch)                       | €/Unit   | Load<br>Capacity<br>kg (lb) | EAN Code      | Kg/Unit<br>(lb/Unit) | Unit | EU Palet<br>Trailer<br>Container 20' y 40' |
|--|--|----------|-----------------------------|---------------|----------------------|------|--|
| SIMONWORK<br>ECOWORK<br>BT2 BOX CLICK 1200x600 | 1445 x 1210 x 610<br>(56.9" x 47.6" x 24.0") | 165,10 € | 220 kg<br>(485 lb)          | 8425437135545 | 35,00 (77.2)         |      |  |

ACCESORIOS / ACCESSORIES / ZUBEHÖR / ACCESSOIRES / ACESSÓRIOS

p.254



ACCESORIOS / ACCESSORIES / ZUBEHÖR / ACCESSOIRES

p.254





**SIMONWORK BTO**

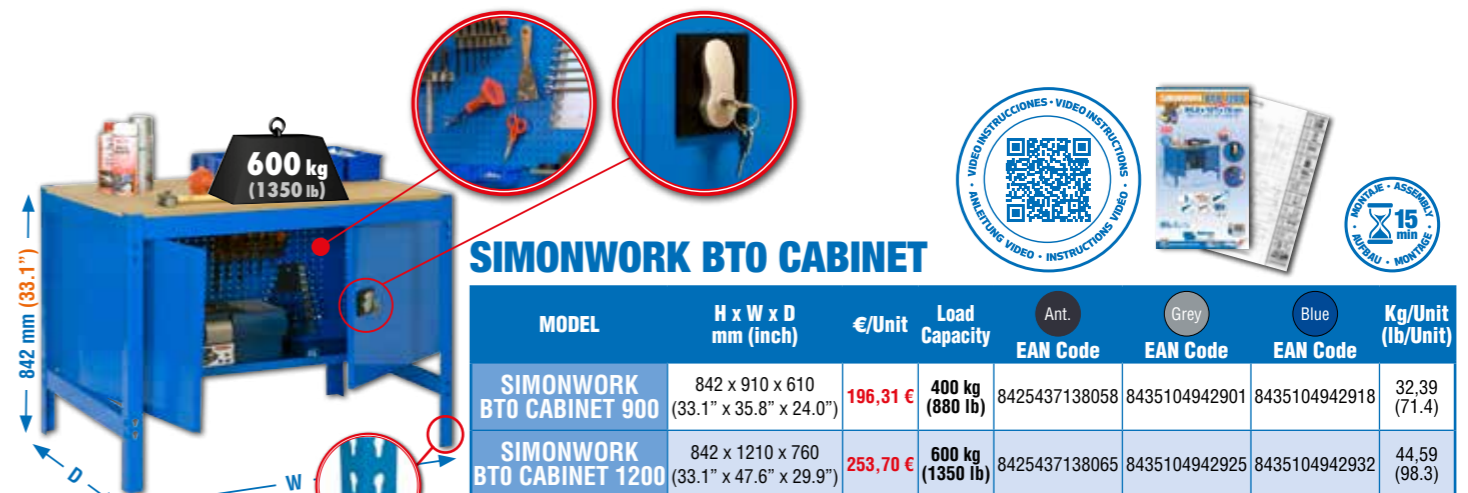

**SIMONWORK BTO BOX**

| MODEL                        | H x W x D mm (inch)                      | Load Capacity kg (lb) | €/Unit   | Ant. EAN Code | Grey EAN Code | Blue EAN Code | Zinc EAN Code | Kg/Unit (lb/Unit) | Unit         | EU Palet Trailer Container 20' y 40' |
|------------------------------|--|-----------------------|----------|---------------|---------------|---------------|---------------|-------------------|--------------|--------------------------------------|
| <b>P1</b> SIMONWORK BTO 900  | 842 x 910 x 610 (33.1" x 35.8" x 24.0")  | 400 kg (880 lb)       | 106,50 € | 8425437137945 | 8435104919705 | 8435104919712 | 104,30 €      | 8435104929049     | 21,04 (46.4) | 28 495 185 375                       |
| <b>P1</b> SIMONWORK BTO 1200 | 842 x 1210 x 760 (33.1" x 47.6" x 29.9") | 600 kg (1350 lb)      | 146,83 € | 8425437137976 | 8435104919729 | 8435104919743 | 144,78 €      | 8435104931912     | 31,05 (68.5) | 13 429 143 325                       |
| <b>P2</b> SIMONWORK BTO 1500 | 842 x 1510 x 760 (33.1" x 59.4" x 29.9") | 600 kg (1350 lb)      | 177,65 € | 8425437138003 | 8435104919736 | 8435104919750 | 175,48 €      | 8435104931929     | 36,23 (79.9) | 13 429 143 325                       |

| MODEL                  | H x W x D mm (inch)                      | Load Capacity kg (lb) | €/Unit   | Ant. EAN Code | Grey EAN Code | Blue EAN Code | Zinc EAN Code | Kg/Unit (lb/Unit) | Unit          | EU Palet Trailer Container 20' y 40' |
|------------------------|--|-----------------------|----------|---------------|---------------|---------------|---------------|-------------------|---------------|--------------------------------------|
| SIMONWORK BTO BOX 900  | 842 x 910 x 610 (33.1" x 35.8" x 24.0")  | 400 kg (880 lb)       | 143,99 € | 8425437138027 | 8435104932544 | 8435104932568 | 141,79 €      | 8435104932551     | 27,60 (60.9)  | 7 231 77 175                         |
| SIMONWORK BTO BOX 1200 | 842 x 1210 x 760 (33.1" x 47.6" x 29.9") | 600 kg (1350 lb)      | 191,97 € | 8425437138034 | 8435104932575 | 8435104932599 | 189,93 €      | 8435104932582     | 39,22 (86.5)  | 6 198 68 150                         |
| SIMONWORK BTO BOX 1500 | 842 x 1510 x 760 (33.1" x 59.4" x 29.9") | 600 kg (1350 lb)      | 229,13 € | 8425437138041 | 8435104932605 | 8435104932629 | 226,96 €      | 8435104932612     | 45,50 (100.3) | 6 198 68 150                         |

**ACCESORIOS / ACCESSORIES / ZUBEHÖR / ACCESSOIRES / ACESSÓRIOS**

p.254



**SIMONWORK BTO CABINET**

| MODEL                      | H x W x D mm (inch)                      | €/Unit   | Load Capacity    | Ant. EAN Code | Grey EAN Code | Blue EAN Code | Kg/Unit (lb/Unit) |
|----------------------------|--|----------|------------------|---------------|---------------|---------------|-------------------|
| SIMONWORK BTO CABINET 900  | 842 x 910 x 610 (33.1" x 35.8" x 24.0")  | 196,31 € | 400 kg (880 lb)  | 8425437138058 | 8435104942901 | 8435104942918 | 32,39 (71.4)      |
| SIMONWORK BTO CABINET 1200 | 842 x 1210 x 760 (33.1" x 47.6" x 29.9") | 253,70 € | 600 kg (1350 lb) | 8425437138065 | 8435104942925 | 8435104942932 | 44,59 (98.3)      |



**SIMONWORK BT1**

**SIMONWORK BT1 BOX**

| MODEL                        | H x W x D<br>mm (inch)                       | Load Capacity<br>kg (lb) | €/Unit   | Ant.<br>EAN Code | Grey<br>EAN Code | Blue<br>EAN Code | Zinc<br>EAN Code | Kg/Unit<br>(lb/Unit) | Unit             | EU Palet<br>Trailer<br>Container 20' y 40' |
|------------------------------|--|--------------------------|----------|------------------|------------------|------------------|------------------|----------------------|------------------|--|
| <b>P2</b> SIMONWORK BT1 900  | 1445 x 910 x 610<br>(56.9" x 35.8" x 24.0")  | 400 kg<br>(880 lb)       | 150,78 € | 8425437138072    | 8435104919583    | 8435104919590    | 148,89 €         | 8435104931851        | 30,27<br>(66.7)  | 15 495 320 40 165 375                      |
| <b>P1</b> SIMONWORK BT1 1200 | 1445 x 1210 x 610<br>(56.9" x 47.6" x 24.0") | 600 kg<br>(1350 lb)      | 186,13 € | 8425437138089    | 8435104919606    | 8435104919620    | 184,01 €         | 8435104931868        | 39,13<br>(86.3)  | 15 495 320 40 165 375                      |
| <b>P2</b> SIMONWORK BT1 1500 | 1445 x 1510 x 760<br>(56.9" x 59.4" x 29.9") | 600 kg<br>(1350 lb)      | 234,59 € | 8425437138096    | 8435104919613    | 8435104919637    | 232,18 €         | 8435104931875        | 45,65<br>(100.6) | 13 429 320 40 143 325                      |

| MODEL                  | H x W x D<br>mm (inch)                       | Load Capacity<br>kg (lb) | €/Unit   | Ant.<br>EAN Code | Grey<br>EAN Code | Blue<br>EAN Code | Zinc<br>EAN Code | Kg/Unit<br>(lb/Unit) | Unit             | EU Palet<br>Trailer<br>Container 20' y 40' |
|------------------------|--|--------------------------|----------|------------------|------------------|------------------|------------------|----------------------|------------------|--|
| SIMONWORK BT1 BOX 900  | 1445 x 910 x 610<br>(56.9" x 35.8" x 24.0")  | 400 kg<br>(880 lb)       | 196,20 € | 8425437138102    | 8435104932360    | 8435104932384    | 186,38 €         | 8435104932377        | 37,69<br>(83.1)  | 7 231 320 40 77 175                        |
| SIMONWORK BT1 BOX 1200 | 1445 x 1210 x 610<br>(56.9" x 47.6" x 24.0") | 600 kg<br>(1350 lb)      | 229,96 € | 8425437138119    | 8435104932391    | 8435104932414    | 227,83 €         | 8435104932407        | 47,74<br>(105.3) | 7 231 320 40 77 175                        |
| SIMONWORK BT1 BOX 1500 | 1445 x 1510 x 760<br>(56.9" x 59.4" x 29.9") | 600 kg<br>(1350 lb)      | 286,07 € | 8425437138126    | 8435104932421    | 8435104932445    | 283,65 €         | 8435104932438        | 55,41<br>(122.2) | 6 198 320 40 68 150                        |

**ACCESORIOS / ACCESSORIES / ZUBEHÖR / ACCESSOIRES / ACESSÓRIOS** p.254

**Pie metálico / Metal baseplate**  
Stahlfuß / Pied metalliqué

**Pies de plástico / Plastic feet**  
Kunststofffuß / Pieds en plastique

**Etiqueta magnética / Magnetic label**  
Magnetisches Etikett / Etiquettes magnétiques





**SIMONWORK BT2**

| MODEL                 | H x W x D<br>mm (inch)                       | Load<br>Capacity<br>kg (lb) | €/Unit   | Ant.<br>EAN Code | Grey<br>EAN Code | Blue<br>EAN Code | €/Unit   | Zinc<br>EAN Code | Kg/Unit<br>(lb/Unit) | Unit | EU Palet<br>Trailer<br>Container 20' y 40' |
|-----------------------|--|-----------------------------|----------|------------------|------------------|------------------|----------|------------------|----------------------|------|--|
| SIMONWORK<br>BT2 900  | 1445 x 910 x 610<br>(56.9" x 35.8" x 24.0")  | 400 kg<br>(880 lb)          | 131,49 € | 8425437138157    | 8435104919644    | 8435104919651    | 128,03 € | 8435104929032    | 26,25<br>(57.9)      | 16   | 495 320 185 375                            |
| SIMONWORK<br>BT2 1200 | 1445 x 1210 x 610<br>(56.9" x 47.6" x 24.0") | 600 kg<br>(1350 lb)         | 164,58 € | 8425437138164    | 8435104919668    | 8435104919682    | 161,11 € | 8435104930656    | 34,26<br>(75.5)      | 16   | 495 320 185 375                            |
| SIMONWORK<br>BT2 1500 | 1445 x 1510 x 610<br>(56.9" x 59.4" x 24.0") | 600 kg<br>(1350 lb)         | 189,39 € | 8425437138171    | 8435104919675    | 8435104919699    | 185,48 € | 8435104931905    | 40,02<br>(88.2)      | 16   | 495 320 185 375                            |



**SIMONWORK BT2 BOX**

| MODEL                        | H x W x D<br>mm (inch)                       | Load<br>Capacity<br>kg (lb) | €/Unit   | Ant.<br>EAN Code | Grey<br>EAN Code | Blue<br>EAN Code | €/Unit   | Zinc<br>EAN Code | Kg/Unit<br>(lb/Unit) | Unit | EU Palet<br>Trailer<br>Container 20' y 40' |
|------------------------------|--|-----------------------------|----------|------------------|------------------|------------------|----------|------------------|----------------------|------|--|
| P2 SIMONWORK<br>BT2 BOX 900  | 1445 x 910 x 610<br>(56.9" x 35.8" x 24.0")  | 400 kg<br>(880 lb)          | 180,76 € | 8425437138188    | 8435104932452    | 8435104932476    | 177,05 € | 8435104932469    | 33,72<br>(74.3)      | 7    | 231 320 77 175                             |
| P1 SIMONWORK<br>BT2 BOX 1200 | 1445 x 1210 x 610<br>(56.9" x 47.6" x 24.0") | 600 kg<br>(1350 lb)         | 222,98 € | 8425437138195    | 8435104932483    | 8435104932506    | 219,26 € | 8435104932490    | 41,26<br>(91.0)      | 7    | 231 320 77 175                             |
| P1 SIMONWORK<br>BT2 BOX 1500 | 1445 x 1510 x 610<br>(56.9" x 59.4" x 24.0") | 600 kg<br>(1350 lb)         | 256,31 € | 8425437138201    | 8435104932513    | 8435104932537    | 252,12 € | 8435104932520    | 48,03<br>(105.9)     | 7    | 231 320 77 175                             |

**ACCESORIOS / ACCESSORIES / ZUBEHÖR / ACCESSOIRES** p.254

Ruedas / Wheels / Räder / Roues / Rodas

ACC Bt1/BT2

Chapa metálica / Metal sheet / Blech / Tôle

**SIMONWORK BT2 CABINET**

| MODEL                         | H x W x D<br>mm (inch)                       | €/Unit   | Load<br>Capacity<br>kg (lb) | Ant.<br>EAN Code | Grey<br>EAN Code | Blue<br>EAN Code | Kg/Unit<br>(lb/Unit) |
|-------------------------------|--|----------|-----------------------------|------------------|------------------|------------------|----------------------|
| SIMONWORK<br>BT2 CABINET 900  | 1445 x 910 x 610<br>(56.9" x 35.8" x 24.0")  | 227,32 € | 400 kg<br>(880 lb)          | 8425437138218    | 8435104942727    | 8435104942710    | 37,59<br>(82.9)      |
| SIMONWORK<br>BT2 CABINET 1200 | 1445 x 1210 x 610<br>(56.9" x 47.6" x 24.0") | 276,23 € | 600 kg<br>(1350 lb)         | 8425437138225    | 8435104942758    | 8435104942741    | 48,26<br>(106.4)     |



**SIMONWORK BT3**

| MODEL                        | H x W x D<br>mm (inch)                       | Load<br>Capacity<br>kg (lb) | €/Unit   | Ant.<br>EAN Code | Grey<br>EAN Code | Blue<br>EAN Code | Zinc<br>EAN Code | Kg/Unit<br>(lb/Unit) | Unit            | EU Palet<br>Trailer<br>Container 20' y 40' |
|------------------------------|--|-----------------------------|----------|------------------|------------------|------------------|------------------|----------------------|-----------------|--|
| <b>P2</b> SIMONWORK BT3 900  | 1445 x 910 x 610<br>(56.9" x 35.8" x 24.0")  | 400 kg<br>(880 lb)          | 146,41 € | 8425437138232    | 8435104946848    | 8435104946824    | 142,89 €         | 8435104946831        | 28,17<br>(62.1) | 15 495 320 40 165 375                      |
| <b>P1</b> SIMONWORK BT3 1200 | 1445 x 1210 x 610<br>(56.9" x 47.6" x 24.0") | 600 kg<br>(1350 lb)         | 182,31 € | 8425437138249    | 8435104946879    | 8435104946855    | 178,78 €         | 8435104946862        | 36,64<br>(80.8) | 15 495 320 40 165 375                      |
| <b>P1</b> SIMONWORK BT3 1500 | 1445 x 1510 x 610<br>(56.9" x 59.4" x 24.0") | 600 kg<br>(1350 lb)         | 209,78 € | 8425437138256    | 8435104946909    | 8435104946886    | 205,80 €         | 8435104946893        | 42,87<br>(94.5) | 15 495 320 40 165 375                      |

**SIMONWORK BT3 BOX**

| MODEL                  | H x W x D<br>mm (inch)                       | Load<br>Capacity<br>kg (lb) | €/Unit   | Ant.<br>EAN Code | Grey<br>EAN Code | Blue<br>EAN Code | Zinc<br>EAN Code | Kg/Unit<br>(lb/Unit) | Unit             | EU Palet<br>Trailer<br>Container 20' y 40' |
|------------------------|--|-----------------------------|----------|------------------|------------------|------------------|------------------|----------------------|------------------|--|
| SIMONWORK BT3 BOX 900  | 1445 x 910 x 610<br>(56.9" x 35.8" x 24.0")  | 400 kg<br>(880 lb)          | 183,90 € | 8425437138263    | 8435104946930    | 8435104946916    | 180,38 €         | 8435104946923        | 34,74<br>(76.6)  | 7 231 320 40 77 175                        |
| SIMONWORK BT3 BOX 1200 | 1445 x 1210 x 610<br>(56.9" x 47.6" x 24.0") | 600 kg<br>(1350 lb)         | 226,14 € | 8425437138270    | 8435104946961    | 8435104946947    | 215,37 €         | 8435104946954        | 45,10<br>(99.4)  | 7 231 320 40 77 175                        |
| SIMONWORK BT3 BOX 1500 | 1445 x 1510 x 610<br>(56.9" x 59.4" x 24.0") | 600 kg<br>(1350 lb)         | 259,94 € | 8425437138287    | 8435104946992    | 8435104946978    | 255,96 €         | 8435104946985        | 52,61<br>(116.0) | 7 231 320 40 77 175                        |

**ACCESORIOS / ACCESSORIES / ZUBEHÖR / ACCESSOIRES / ACESSÓRIOS**

p.254





**SIMONWORK BT4**

**SIMONWORK BT4 BOX**

| MODEL                 | H x W x D<br>mm (inch)                       | Load<br>Capacity<br>kg (lb) | €/Unit   | Ant.<br>EAN Code | Grey<br>EAN Code | Blue<br>EAN Code | Zinc<br>EAN Code | Kg/Unit<br>(lb/Unit) | Unit            | EU Palet<br>Trailer<br>Container 20' y 40' |
|-----------------------|--|-----------------------------|----------|------------------|------------------|------------------|------------------|----------------------|-----------------|--|
| SIMONWORK<br>BT4 900  | 1445 x 910 x 760<br>(56.9" x 35.8" x 29.9")  | 400 kg<br>(880 lb)          | 154,83 € | 8425437138317    | 8435104919767    | 8435104919774    | 152,73 €         | 8435104931950        | 29,87<br>(65.9) | 13 429 320 143 325                         |
| SIMONWORK<br>BT4 1200 | 1445 x 1210 x 760<br>(56.9" x 47.6" x 29.9") | 600 kg<br>(1350 lb)         | 190,45 € | 8425437138324    | 8435104919781    | 8435104919804    | 188,67 €         | 8435104931967        | 38,1<br>(84.0)  | 13 429 320 143 325                         |
| SIMONWORK<br>BT4 1500 | 1445 x 1510 x 760<br>(56.9" x 59.4" x 29.9") | 600 kg<br>(1350 lb)         | 226,50 € | 8425437138331    | 8435104919798    | 8435104919811    | 224,50 €         | 8435104931974        | 43,39<br>(96.9) | 13 429 320 143 325                         |

| MODEL                     | H x W x D<br>mm (inch)                       | Load<br>Capacity<br>kg (lb) | €/Unit   | Ant.<br>EAN Code | Grey<br>EAN Code | Blue<br>EAN Code | Zinc<br>EAN Code | Kg/Unit<br>(lb/Unit) | Unit             | EU Palet<br>Trailer<br>Container 20' y 40' |
|---------------------------|--|-----------------------------|----------|------------------|------------------|------------------|------------------|----------------------|------------------|--|
| SIMONWORK<br>BT4 BOX 900  | 1445 x 910 x 760<br>(56.9" x 35.8" x 29.9")  | 400 kg<br>(880 lb)          | 192,32 € | 8425437138348    | 8435104932636    | 8435104932650    | 190,22 €         | 8435104932643        | 37,53<br>(82.7)  | 6 198 320 68 150                           |
| SIMONWORK<br>BT4 BOX 1200 | 1445 x 1210 x 760<br>(56.9" x 47.6" x 29.9") | 600 kg<br>(1350 lb)         | 234,27 € | 8425437138355    | 8435104932667    | 8435104932681    | 232,50 €         | 8435104932674        | 46,27<br>(102.0) | 6 198 320 68 150                           |
| SIMONWORK<br>BT4 BOX 1500 | 1445 x 1510 x 760<br>(56.9" x 59.4" x 29.9") | 600 kg<br>(1350 lb)         | 276,66 € | 8425437138362    | 8435104932698    | 8435104932711    | 274,66 €         | 8435104932704        | 53,23<br>(117.4) | 6 198 320 68 150                           |

**ACCESORIOS / ACCESSORIES / ZUBEHÖR / ACCESSOIRES / ACESSÓRIOS** p.254

**Ruedas / Wheels / Räder / Roues / Rodas**

**Cajones / Drawer / Schublade / Tiroirs**

**Chapa metálica / Metal sheet / Blech / Tôle**






**SIMONWORK BT5 BOX6**

| MODEL                   | H x W x D mm (inch)                      | Load Capacity kg (lb) | €/Unit   | Ant. EAN Code | Grey EAN Code | Blue EAN Code | €/Unit   | Zinc EAN Code | Kg/Unit (lb/Unit) | Unit | EU Palet Trailer Container 20' y 40' |
|-------------------------|--|-----------------------|----------|---------------|---------------|---------------|----------|---------------|-------------------|------|--------------------------------------|
| SIMONWORK BT5 BOX6 900  | 842 x 910 x 610 (33.1" x 35.8" x 24.0")  | 400 kg (880 lb)       | 289,25 € | 8425437138393 | 8435104932872 | 8435104932896 | 314,82 € | 8435104932889 | 51,89 (114.4)     | 5    | 132 44 100                           |
| SIMONWORK BT5 BOX6 1200 | 842 x 1210 x 760 (33.1" x 47.6" x 29.9") | 600 kg (1350 lb)      | 372,61 € | 8425437138409 | 8435104932902 | 8435104932926 | 370,68 € | 8435104932919 | 76,71 (169.1)     | 2    | 132 44 100                           |
| SIMONWORK BT5 BOX6 1500 | 842 x 1510 x 760 (33.1" x 59.4" x 29.9") | 600 kg (1350 lb)      | 444,28 € | 8425437138416 | 8435104932933 | 8435104932957 | 442,18 € | 8435104932940 | 88,41 (194.9)     | 2    | 132 44 100                           |



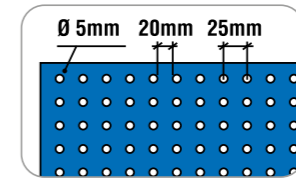

**Bandejas metálicas/Metal shelves/  
Fachböden Metall/Plateaux métalliques**

| Dim. mm (inch)         | EAN Code      | €/Unit | Kg/Unit (lb/Unit) |
|------------------------|---------------|--------|-------------------|
| 500 x 200 (19.7"x7.9") | 8425437063121 | 4,18 € | 0,89 (2.0)        |
| 900 x 200 (35.4"x7.9") | 8425437005268 | 7,06 € | 1,51 (3.3)        |
| 1200 x 200 (47."x7.9") | 8425437005442 | 9,22 € | 1,97 (4.3)        |



**ARMARIO HERRAMIENTAS PANNEL/CABINET TOOLS PANNEL/WERKZEUGSCHRANK/OUTILS CABINET PANNEL/ARMÁRIO DE FERRAMENTAS DE PAINEL**

| Composition Cabinet Tools  | Model H x W x D mm (inch) | Colors         | Load Capacity kg (lb) | EAN Code | €/Unit       | Kg/Unit (lb/Unit) | Unit       | EU Palet Trailer Container 20' y 40' |
|--|---------------------------|----------------|-----------------------|----------|--------------|-------------------|------------|--------------------------------------|
| <b>*CABINET TOOLS PANNEL 500</b><br>650 x 500 x 275 mm (26.6" x 19.7" x 7.9")  | Blue                      | 75 kg (165 lb) | 8435104941782         | 143,44 € | 10,15 (22.4) | 4                 | 132 44 100 |                                      |
| <b>CABINET TOOLS PANNEL 900</b><br>650 x 900 x 275 mm (26.6" x 35.4" x 7.9")   | Blue                      | 75 kg (165 lb) | 8435104941799         | 169,71 € | 15,41 (34.0) | 4                 | 132 44 100 |                                      |
| <b>CABINET TOOLS PANNEL 1200</b><br>650 x 1200 x 275 mm (26.6" x 47.2" x 7.9") | Blue                      | 75 kg (165 lb) | 8435104941805         | 188,98 € | 19,27 (42.5) | 4                 | 132 44 100 |                                      |




**Set Cuelga Panel\***



| EAN Code      | €/Unit | Kg/Unit (lb/Unit) |
|---------------|--------|-------------------|
| 8425437129575 | 8,45 € | 0,74 (1.6)        |

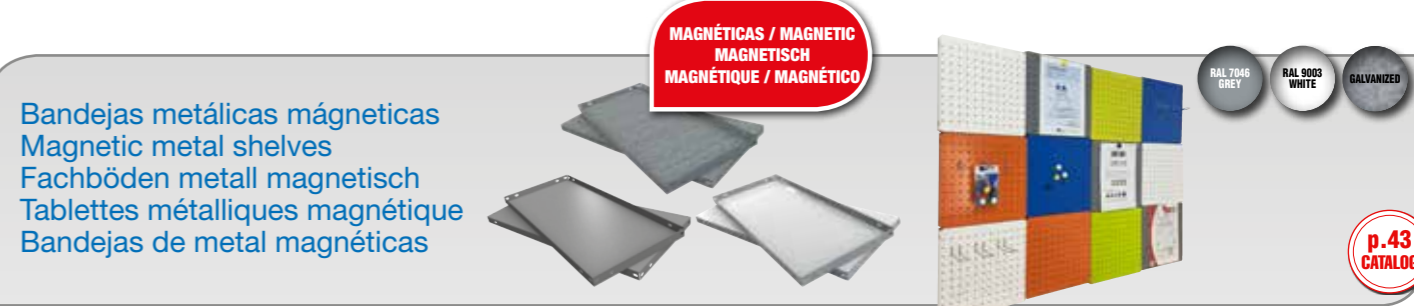
\*NO INCLUIDO • NOT INCLUDED • HAKEN INBEGRIFFEN • NON INCLUS • NÃO INCLUSO

**MONTAJE • ASSEMBLY • AUFBAU • MONTAGE • MONTAGEM**




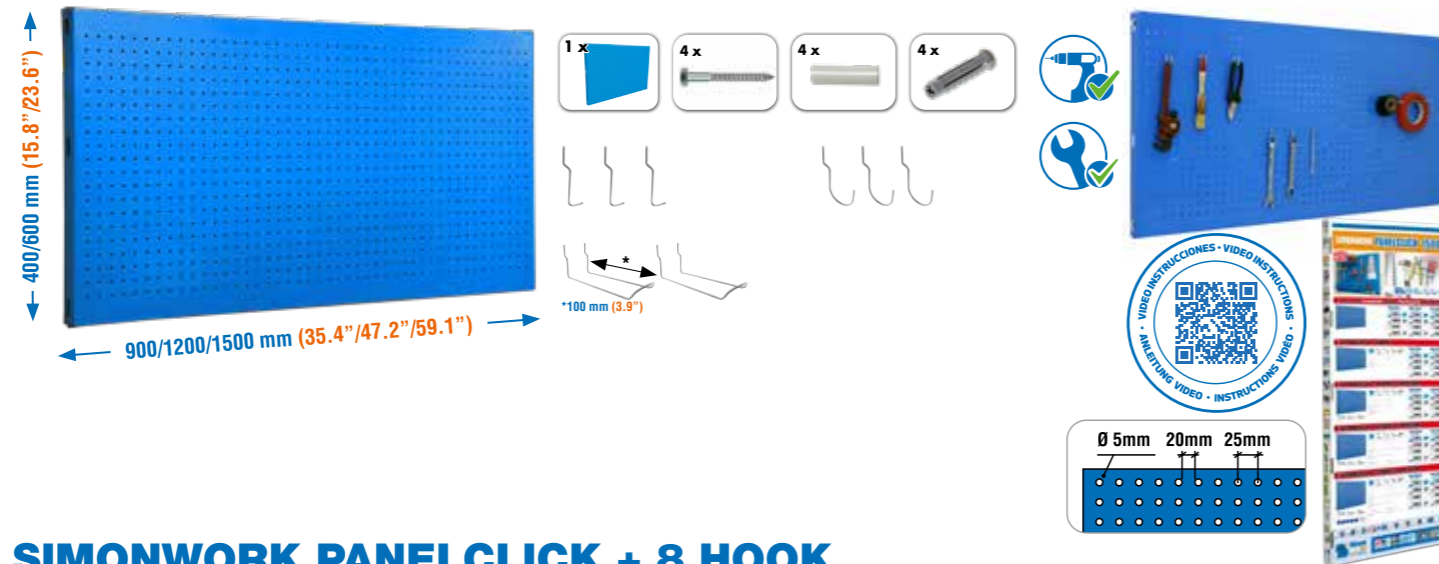
**SIMONWORK PANEL PERFORADO**

| MODEL                              | H x W mm (inch)            | €/Unit  | Ant. EAN      | Blue EAN      | Grey EAN      | White EAN     | €/Unit  | Zinc EAN      | Kg/Unit (lb/Unit) | EU Palet Trailer Container 20' y 40' |
|------------------------------------|----------------------------|---------|---------------|---------------|---------------|---------------|---------|---------------|-------------------|--------------------------------------|
| SIMONBOARD PERFORATED 300x300      | 300 x 300 (11.8" x 11.8")  | 10,13 € | ---           | 8435104949443 | 8435104949450 | 8435104949429 | ---     | ---           | 1,87 (4.1)        | 12480 9120 9120                      |
| SIMONWORK PANEL PERFORADO 900x400  | 900 x 400 (35.4" x 15.8")  | 21,60 € | 8425437155055 | 8435104919279 | 8435104919033 | 8435104919156 | 20,76 € | 8435104919392 | 2,92 (6.4)        | 3960 1320 3000                       |
| SIMONWORK PANEL PERFORADO 900x600  | 900 x 600 (35.4" x 23.6")  | 26,90 € | 8425437155079 | 8435104919293 | 8435104919057 | 8435104919170 | 26,32 € | 8435104919415 | 4,58 (10.1)       | 2640 880 2000                        |
| SIMONWORK PANEL PERFORADO 1200x400 | 1200 x 400 (47.2" x 15.8") | 27,73 € | 8425437155086 | 8435104919354 | 8435104919118 | 8435104919231 | 26,65 € | 8435104919477 | 3,75 (8.3)        | 3840 1320 3000                       |
| SIMONWORK PANEL PERFORADO 1200x600 | 1200 x 600 (47.2" x 23.6") | 34,40 € | 8425437155093 | 8435104919378 | 8435104919132 | 8435104919255 | 33,89 € | 8435104919491 | 5,92 (13.1)       | 2640 880 2000                        |
| SIMONWORK PANEL PERFORADO 1500x400 | 1500 x 400 (59.1" x 15.8") | 30,73 € | ---           | 8435104926642 | 8435104926628 | 8435104926635 | 29,39 € | 8435104926659 | 4,59 (10.1)       | 1920 660 1500                        |
| SIMONWORK PANEL PERFORADO 1500x600 | 1500 x 600 (59.1" x 23.6") | 39,10 € | 8425437138973 | 8435104921661 | 8435104921654 | 8435104921673 | 38,34 € | 8435104921678 | 7,26 (16.0)       | 1320 440 1000                        |



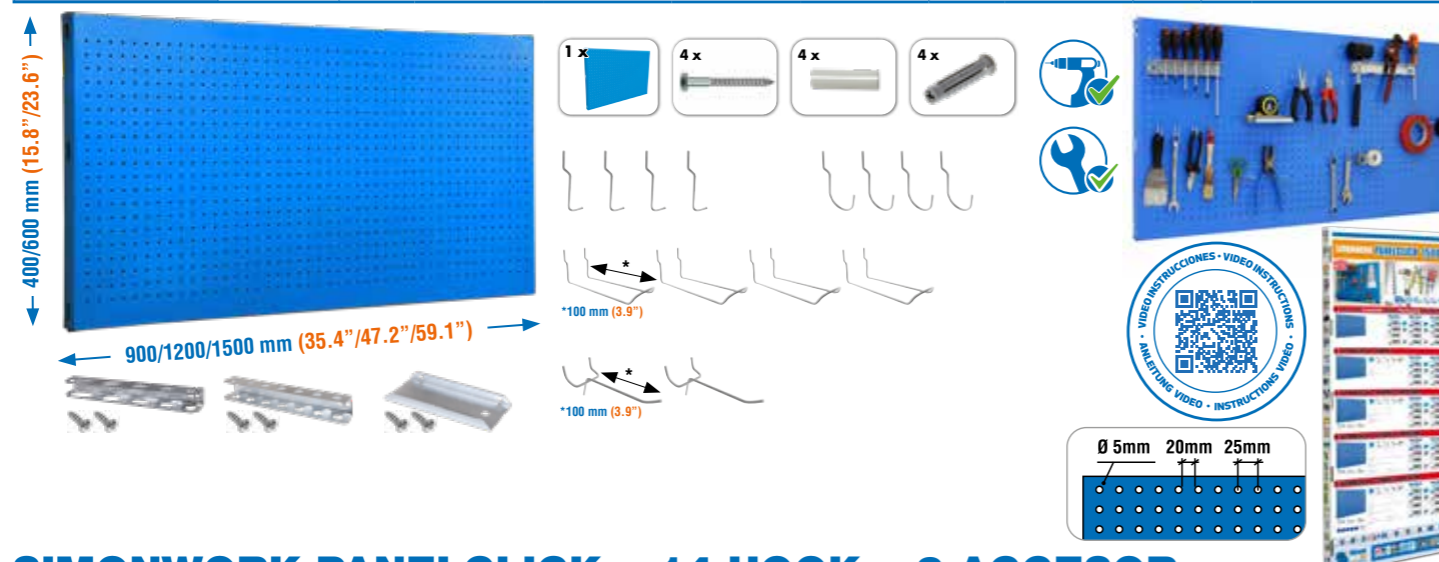
**ACCESORIOS / ACCESSORIES / ZUBEHÖR / ACCESSOIRES / ACESSÓRIOS**





**SIMONWORK PANELCLICK + 8 HOOK**

| MODEL                                  | H x W mm (inch)            | €/Unit  | Ant.          | EAN           | Blue EAN      | Grey EAN      | White EAN | €/Unit        | Zinc EAN     | Kg/Unit (lb/Unit) | Unit           | EU Palet Trailer Container 20'y 40' |
|--|----------------------------|---------|---------------|---------------|---------------|---------------|-----------|---------------|--------------|-------------------|----------------|-------------------------------------|
| SIMONWORK PANELCLICK 900x400 + 8 HOOK  | 900 x 400 (35.4" x 15.8")  | 40,14 € | 8425437138799 | 8435104919514 | 8435104919941 | 8425437083587 | 39,04 €   | 8435104927403 | 8,72 (19.2)  | 16                | 3960 1320 3000 |                                     |
| SIMONWORK PANELCLICK 900x600 + 8 HOOK  | 900 x 600 (35.4" x 23.6")  | 45,55 € | 8425437138805 | 8435104918432 | 8435104919958 | 8425437083594 | 44,51 €   | 8435104927427 | 9,85 (21.7)  | 16                | 2640 880 2000  |                                     |
| SIMONWORK PANELCLICK 1200x400 + 8 HOOK | 1200 x 400 (47.2" x 15.8") | 44,12 € | 8425437138812 | 8435104919507 | 8435104919965 | 8425437083600 | 42,68 €   | 8435104927410 | 9,55 (21.1)  | 16                | 3940 1320 3000 |                                     |
| SIMONWORK PANELCLICK 1200x600 + 8 HOOK | 1200 x 600 (47.2" x 23.6") | 51,18 € | 8425437138829 | 8435104918449 | 8435104919972 | 8425437083617 | 49,82 €   | 8435104927434 | 11,03 (24.3) | 16                | 2640 880 2000  |                                     |
| SIMONWORK PANELCLICK 1500x400 + 8 HOOK | 1500 x 400 (59.1" x 15.8") | 48,09 € | 8425437138836 | 8425437082733 | 8425437082757 | 8425437082771 | 46,31 €   | 8425437082795 | 10,39 (22.9) | 16                | 1920 660 1500  |                                     |
| SIMONWORK PANELCLICK 1500x600 + 8 HOOK | 1500 x 600 (59.1" x 23.6") | 56,80 € | 8425437138843 | 8425437082740 | 8425437082764 | 8425437082788 | 55,13 €   | 8425437082801 | 12,21 (26.9) | 16                | 1320 440 1000  |                                     |



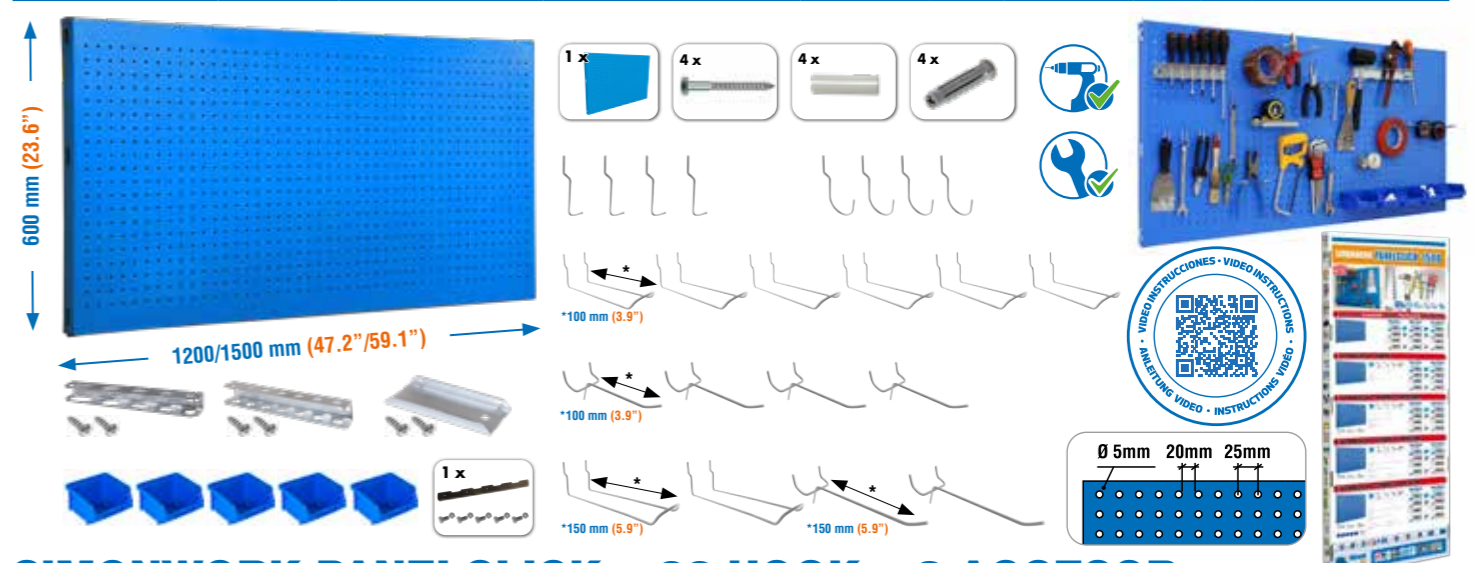
**SIMONWORK PANELCLICK + 14 HOOK + 3 ACCESOR.**

| MODEL  | H x W mm (inch)            | €/Unit  | Ant.          | EAN           | Blue EAN      | Grey EAN      | White EAN | €/Unit        | Zinc EAN     | Kg/Unit (lb/Unit) | Unit           | EU Palet Trailer Container 20'y 40' |
|--|----------------------------|---------|---------------|---------------|---------------|---------------|-----------|---------------|--------------|-------------------|----------------|-------------------------------------|
| SIMONWORK PANELCLICK 900x400 + 14 HOOK + 3 ACCESOR.  | 900 x 400 (35.4" x 15.8")  | 58,76 € | 8425437138850 | 8425437082177 | 8425437082313 | 8425437082450 | 57,66 €   | 8425437082597 | 8,72 (19.2)  | 16                | 3960 1320 3000 |                                     |
| SIMONWORK PANELCLICK 900x600 + 14 HOOK + 3 ACCESOR.  | 900 x 600 (35.4" x 23.6")  | 64,17 € | 8425437138874 | 8425437082191 | 8425437082337 | 8425437082474 | 63,13 €   | 8425437082610 | 9,85 (21.7)  | 16                | 2640 880 2000  |                                     |
| SIMONWORK PANELCLICK 1200x400 + 14 HOOK + 3 ACCESOR. | 1200 x 400 (47.2" x 15.8") | 62,74 € | 8425437138898 | 8425437082214 | 8425437082351 | 8425437082498 | 61,30 €   | 8425437082634 | 9,55 (21.1)  | 16                | 3940 1320 3000 |                                     |
| SIMONWORK PANELCLICK 1200x600 + 14 HOOK + 3 ACCESOR. | 1200 x 600 (47.2" x 23.6") | 69,80 € | 8425437138911 | 8425437082238 | 8425437082375 | 8425437082511 | 68,44 €   | 8425437082658 | 11,03 (24.3) | 16                | 2640 880 2000  |                                     |
| SIMONWORK PANELCLICK 1500x400 + 14 HOOK + 3 ACCESOR. | 1500 x 400 (59.1" x 15.8") | 66,71 € | 8425437138942 | 8425437082269 | 8425437082405 | 8425437082542 | 64,93 €   | 8425437082689 | 10,39 (22.9) | 16                | 1920 660 1500  |                                     |
| SIMONWORK PANELCLICK 1500x600 + 14 HOOK + 3 ACCESOR. | 1500 x 600 (59.1" x 23.6") | 75,42 € | 8425437138966 | 8425437082283 | 8425437082429 | 8425437082566 | 73,75 €   | 8425437082702 | 12,21 (26.9) | 16                | 1320 440 1000  |                                     |



**SIMONWORK PANELCLICK + 22 HOOK + 3 ACCESOR.**

| MODEL  | H x W mm (inch)            | €/Unit  | Ant.          | EAN           | Blue EAN      | Grey EAN      | White EAN | €/Unit        | Zinc EAN     | Kg/Unit (lb/Unit) | Unit           | EU Palet Trailer Container 20'y 40' |
|--|----------------------------|---------|---------------|---------------|---------------|---------------|-----------|---------------|--------------|-------------------|----------------|-------------------------------------|
| SIMONWORK PANELCLICK 900x400 + 22 HOOK + 3 ACCESOR.  | 900 x 400 (35.4" x 15.8")  | 70,31 € | 8425437138867 | 8425437082184 | 8425437082320 | 8425437082467 | 69,21 €   | 8425437082603 | 8,72 (19.2)  | 16                | 3960 1320 3000 |                                     |
| SIMONWORK PANELCLICK 900x600 + 22 HOOK + 3 ACCESOR.  | 900 x 600 (35.4" x 23.6")  | 75,71 € | 8425437138881 | 8425437082207 | 8425437082344 | 8425437082481 | 74,67 €   | 8425437082627 | 9,85 (21.7)  | 16                | 2640 880 2000  |                                     |
| SIMONWORK PANELCLICK 1200x400 + 22 HOOK + 3 ACCESOR. | 1200 x 400 (47.2" x 15.8") | 74,28 € | 8425437138904 | 8425437082221 | 8425437082368 | 8425437082504 | 72,84 €   | 8425437082641 | 9,55 (21.1)  | 16                | 3940 1320 3000 |                                     |
| SIMONWORK PANELCLICK 1200x600 + 22 HOOK + 3 ACCESOR. | 1200 x 600 (47.2" x 23.6") | 81,34 € | 8425437138928 | 8425437082245 | 8425437082382 | 8425437082528 | 79,98 €   | 8425437082665 | 11,03 (24.3) | 16                | 2640 880 2000  |                                     |
| SIMONWORK PANELCLICK 1500x400 + 22 HOOK + 3 ACCESOR. | 1500 x 400 (59.1" x 15.8") | 78,25 € | 8425437138959 | 8425437082276 | 8425437082412 | 8425437082559 | 76,48 €   | 8425437082696 | 10,39 (22.9) | 16                | 1920 660 1500  |                                     |
| SIMONWORK PANELCLICK 1500x600 + 22 HOOK + 3 ACCESOR. | 1500 x 600 (59.1" x 23.6") | 86,97 € | 8425437138973 | 8425437082290 | 8425437082436 | 8425437082573 | 85,29 €   | 8425437082719 | 12,21 (26.9) | 16                | 1320 440 1000  |                                     |




**SIMONWORK PANELCLICK + 22 HOOK + 8 ACCESOR.**

| MODEL  | H x W mm (inch)            | €/Unit   | Ant.          | EAN           | Blue EAN      | Grey EAN      | White EAN | €/Unit        | Zinc EAN     | Kg/Unit (lb/Unit) | Unit          | EU Palet Trailer Container 20'y 40' |
|--|----------------------------|----------|---------------|---------------|---------------|---------------|-----------|---------------|--------------|-------------------|---------------|-------------------------------------|
| SIMONWORK PANELCLICK 1200x600 + 22 HOOK + 8 ACCESOR. | 1200 x 600 (47.2" x 23.6") | 99,60 €  | 8425437138935 | 8425437082252 | 8425437082399 | 8425437082535 | 99,71 €   | 8425437082672 | 11,03 (24.3) | 16                | 2640 880 2000 |                                     |
| SIMONWORK PANELCLICK 1500x600 + 22 HOOK + 8 ACCESOR. | 1500 x 600 (59.1" x 23.6") | 105,35 € | 8425437138980 | 8425437082306 | 8425437082443 | 8425437082580 | 104,91 €  | 8425437082726 | 12,21 (26.9) | 16                | 1320 440 1000 |                                     |

**ACCESORIOS / ACCESSORIES / ZUBEHÖR / ACCESSOIRES / ACESSÓRIOS**

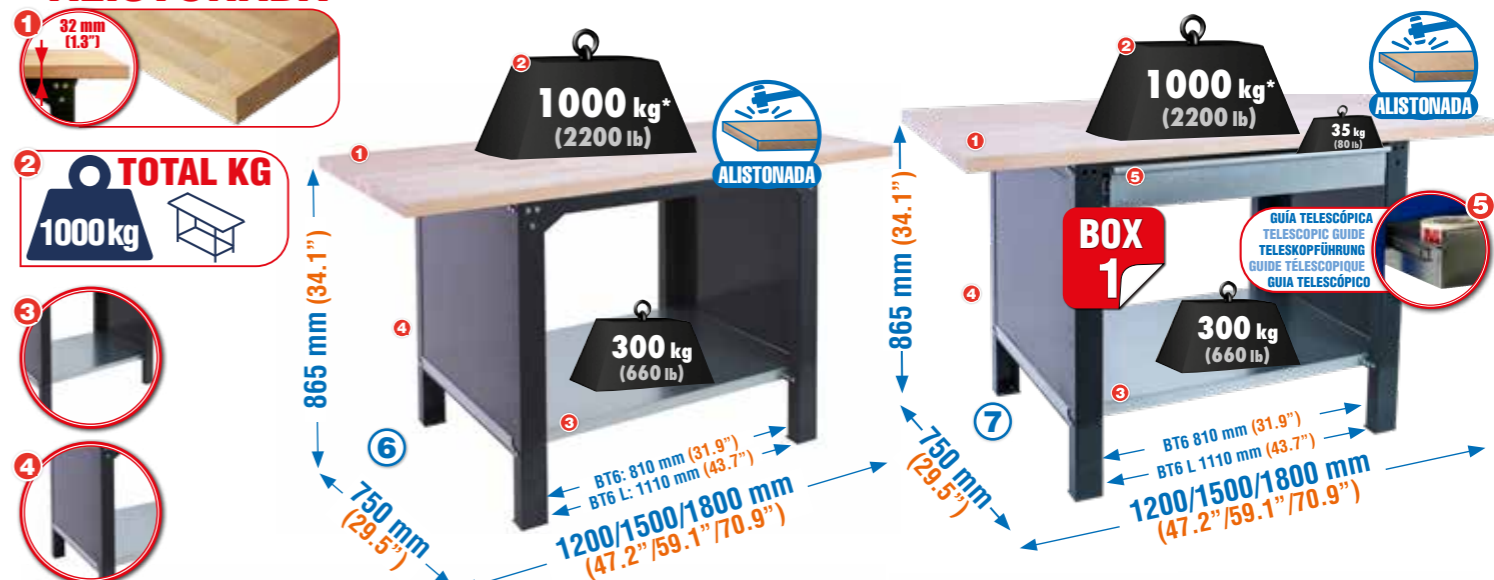
**MDF**



**SIMONWORK BT6 MDF**

| MODEL                           | PHOTO | H x W x D mm (inch)                      | €/Unit   | Load Capacity kg (lb) | Ant. EAN Code | Grey EAN Code | Blue EAN Code | Kg/Unit (lb/Unit) | Unit | EU Palet Trailer Container 20' y 40' |
|---------------------------------|-------|--|----------|-----------------------|---------------|---------------|---------------|-------------------|------|--------------------------------------|
| SIMONWORK BT6 MDF 1200          |       | 865 x 1200 x 750 (34.1" x 47.2" x 29.5") | 230,63 € | 600 kg (1350 lb)      | 8425437125805 | 8435104936177 | 8435104936160 | 38,79 (85.5)      | 10   | 600 220 480                          |
| SIMONWORK BT6 L MDF 1500        | 5     | 865 x 1500 x 750 (34.1" x 59.1" x 29.5") | 292,77 € | 600 kg (1350 lb)      | 8425437125812 | 8435104936603 | 8435104936597 | 45,22 (99.7)      | 10   | 270 70 240                           |
| SIMONWORK BT6 L MDF 1800        |       | 865 x 1800 x 750 (34.1" x 70.9" x 29.5") | 340,17 € | 600 kg (1350 lb)      | 8425437125829 | 8435104936665 | 8435104936658 | 51,05 (112.6)     | 10   | 330 90 180                           |
| SIMONWORK BT6 MDF 1 BOX 1200    |       | 865 x 1200 x 750 (34.1" x 47.2" x 29.5") | 322,10 € | 600 kg (1350 lb)      | 8425437125836 | 8435104938041 | 8435104938065 | 44,97 (99.1)      | 7    | 462 154 350                          |
| SIMONWORK BT6L MDF 1 BOX 1500   | 6     | 865 x 1500 x 750 (34.1" x 59.1" x 29.5") | 393,02 € | 600 kg (1350 lb)      | 8425437125843 | 8435104938072 | 8435104938096 | 51,92 (114.5)     | 7    | 189 49 188                           |
| SIMONWORK BT6L MDF 1 BOX 1800   |       | 865 x 1800 x 750 (34.1" x 70.9" x 29.5") | 429,49 € | 600 kg (1350 lb)      | 8425437125850 | 8435104938102 | 8435104938126 | 56,64 (124.9)     | 7    | 147 63 126                           |
| SIMONWORK BT6 MDF 2 BOX 1200    |       | 865 x 1200 x 750 (34.1" x 47.2" x 29.5") | 408,44 € | 600 kg (1350 lb)      | 8425437155369 | 8425437155277 | 8425437155185 | 49,16 (108,38)    | 7    | 462 154 350                          |
| SIMONWORK BT6L MDF 2 BOX 1500   | 7     | 865 x 1500 x 750 (34.1" x 59.1" x 29.5") | 481,82 € | 600 kg (1350 lb)      | 8425437155376 | 8425437155284 | 8425437155192 | 58,17 (128,24)    | 7    | 189 49 188                           |
| SIMONWORK BT6L MDF 2 BOX 1800   |       | 865 x 1800 x 750 (34.1" x 70.9" x 29.5") | 521,46 € | 600 kg (1350 lb)      | 8425437155383 | 8425437155291 | 8425437155208 | 64,00 (141,1)     | 7    | 147 63 126                           |
| SIMONWORK BT6 MDF 3 BOX 1200    |       | 865 x 1200 x 750 (34.1" x 47.2" x 29.5") | 529,25 € | 600 kg (1350 lb)      | 8425437155390 | 8425437155307 | 8425437155215 | 53,34 (117,59)    | 7    | 462 154 350                          |
| SIMONWORK BT6L MDF 3 BOX 1500   | 8     | 865 x 1500 x 750 (34.1" x 59.1" x 29.5") | 614,16 € | 600 kg (1350 lb)      | 8425437155406 | 8425437155314 | 8425437155222 | 63,65 (140,32)    | 7    | 189 49 188                           |
| SIMONWORK BT6L MDF 3 BOX 1800   |       | 865 x 1800 x 750 (34.1" x 70.9" x 29.5") | 655,96 € | 600 kg (1350 lb)      | 8425437155413 | 8425437155321 | 8425437155239 | 69,98 (154,28)    | 7    | 147 63 126                           |
| SIMONWORK BT6 MDF 4 BOX 1200    |       | 865 x 1200 x 750 (34.1" x 47.2" x 29.5") | 627,78 € | 600 kg (1350 lb)      | 8425437155420 | 8425437155338 | 8425437155246 | 57,53 (126,83)    | 7    | 462 154 350                          |
| SIMONWORK BT6L MDF 4 BOX 1500   | 9     | 865 x 1500 x 750 (34.1" x 59.1" x 29.5") | 720,21 € | 600 kg (1350 lb)      | 8425437155437 | 8425437155345 | 8425437155253 | 63,65 (140,32)    | 7    | 189 49 188                           |
| SIMONWORK BT6L MDF 4 BOX 1800   |       | 865 x 1800 x 750 (34.1" x 70.9" x 29.5") | 762,01 € | 600 kg (1350 lb)      | 8425437155444 | 8425437155352 | 8425437155260 | 74,95 (165,24)    | 7    | 147 63 126                           |
| SIMONWORK BT6 MDF 5 BOX 1200    |       | 865 x 1200 x 750 (34.1" x 47.2" x 29.5") | 695,93 € | 600 kg (1350 lb)      | 8425437125867 | 8425437125874 | 8425437125881 | 61,71 (136,1)     | 2    | 66 22 50                             |
| SIMONWORK BT6L MDF 5 BOX 1500   | 10    | 865 x 1500 x 750 (34.1" x 59.1" x 29.5") | 794,01 € | 600 kg (1350 lb)      | 8425437125898 | 8425437125904 | 8425437125911 | 70,69 (155,8)     | 2    | 66 22 50                             |
| SIMONWORK BT6L MDF 5 BOX 1800   |       | 865 x 1800 x 750 (34.1" x 70.9" x 29.5") | 837,39 € | 600 kg (1350 lb)      | 8425437125928 | 8425437125935 | 8425437125942 | 76,51 (168,7)     | 2    | 66 22 50                             |
| SIMONWORK BT6 MDF CABINET 1200  |       | 865 x 1200 x 750 (34.1" x 47.2" x 29.5") | 369,16 € | 600 kg (1350 lb)      | 8425437125959 | 8435104942604 | 8435104942598 | 56,75 (125,1)     | 8    | 400 176 328                          |
| SIMONWORK BT6L MDF CABINET 1500 | 11    | 865 x 1500 x 750 (34.1" x 59.1" x 29.5") | 477,14 € | 600 kg (1350 lb)      | 8425437125966 | 8435104942628 | 8435104942611 | 62,56 (137,9)     | 7    | 231 77 175                           |
| SIMONWORK BT6L MDF CABINET 1800 |       | 865 x 1800 x 750 (34.1" x 70.9" x 29.5") | 521,00 € | 600 kg (1350 lb)      | 8425437125973 | 8435104942642 | 8435104942635 | 68,38 (150,8)     | 7    | 231 77 175                           |

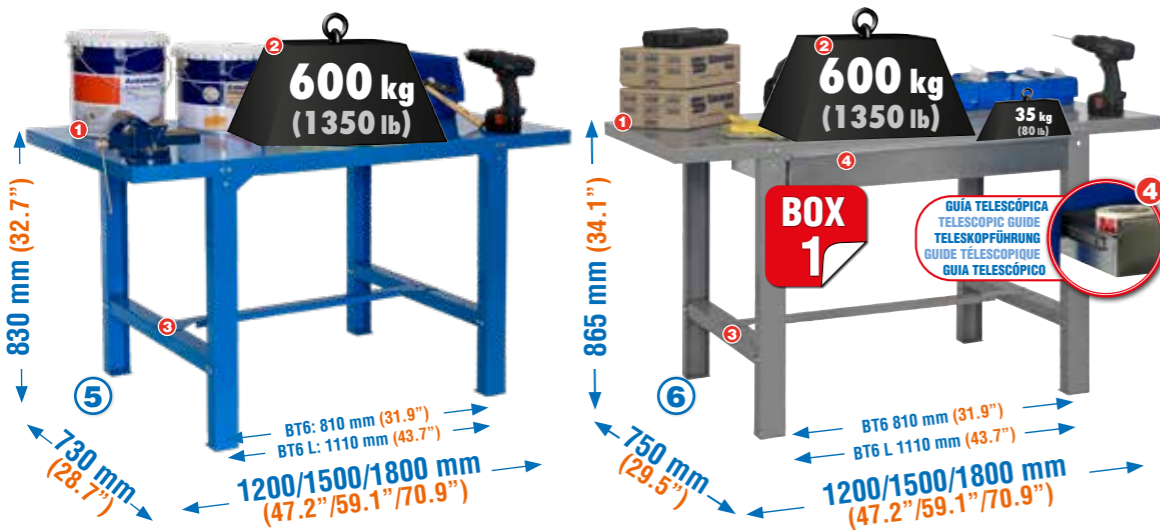
**ALISTONADA**



**SIMONWORK BT6 PRO LAMINATE**

| MODEL                                    | PHOTO | H x W x D mm (inch)                      | €/Unit     | Load Capacity kg (lb) | Ant. EAN Code | Grey EAN Code | Blue EAN Code | Kg/Unit (lb/Unit) | Unit | EU Palet Trailer Container 20' y 40' |
|--|-------|--|------------|-----------------------|---------------|---------------|---------------|-------------------|------|--------------------------------------|
| SIMONWORK BT6 PRO LAMINATE 1200          |       | 865 x 1200 x 750 (34.1" x 47.2" x 29.5") | 463,53 €   | 1000 kg (2200 lb)     | 8425437126284 | 8425437124983 | 8425437124990 | 42,68 (94,1)      | 10   | 550 220 440                          |
| SIMONWORK BT6 L PRO LAMINATE 1500        | 6     | 865 x 1500 x 750 (34.1" x 59.1" x 29.5") | 550,68 €   | 1000 kg (2200 lb)     | 8425437126291 | 8425437125003 | 8425437125010 | 50,32 (110,9)     | 10   | 270 70 240                           |
| SIMONWORK BT6 L PRO LAMINATE 1800        |       | 865 x 1800 x 750 (34.1" x 70.9" x 29.5") | 596,03 €   | 1000 kg (2200 lb)     | 8425437126307 | 8425437125027 | 8425437125034 | 55,65 (122,7)     | 10   | 210 90 180                           |
| SIMONWORK BT6 PRO LAMINATE 1 BOX 1200    |       | 865 x 1200 x 750 (34.1" x 47.2" x 29.5") | 554,74 €   | 1000 kg (2200 lb)     | 8425437126314 | 8425437125041 | 8425437125058 | 48,86 (107,7)     | 7    | 462 154 350                          |
| SIMONWORK BT6L PRO LAMINATE 1 BOX 1500   | 7     | 865 x 1500 x 750 (34.1" x 59.1" x 29.5") | 650,91 €   | 1000 kg (2200 lb)     | 8425437126321 | 8425437125065 | 8425437125072 | 57,79 (127,4)     | 7    | 189 49 188                           |
| SIMONWORK BT6L PRO LAMINATE 1 BOX 1800   |       | 865 x 1800 x 750 (34.1" x 70.9" x 29.5") | 693,21 €   | 1000 kg (2200 lb)     | 8425437126338 | 8425437125089 | 8425437125096 | 63,12 (139,2)     | 7    | 147 63 126                           |
| SIMONWORK BT6 PRO LAMINATE 2 BOX 1200    |       | 865 x 1200 x 750 (34.1" x 47.2" x 29.5") | 644,78 €   | 1000 kg (2200 lb)     | 8425437155901 | 8425437155819 | 8425437155727 | 54,15 (119,38)    | 7    | 462 154 350                          |
| SIMONWORK BT6L PRO LAMINATE 2 BOX 1500   | 8     | 865 x 1500 x 750 (34.1" x 59.1" x 29.5") | 747,82 €   | 1000 kg (2200 lb)     | 8425437155918 | 8425437155826 | 8425437155734 | 64,27 (141,69)    | 7    | 189 49 188                           |
| SIMONWORK BT6L PRO LAMINATE 2 BOX 1800   |       | 865 x 1800 x 750 (34.1" x 70.9" x 29.5") | 790,12 €   | 1000 kg (2200 lb)     | 8425437155925 | 8425437155833 | 8425437155741 | 69,59 (153,42)    | 7    | 147 63 126                           |
| SIMONWORK BT6 PRO LAMINATE 3 BOX 1200    |       | 865 x 1200 x 750 (34.1" x 47.2" x 29.5") | 762,54 €   | 1000 kg (2200 lb)     | 8425437155932 | 8425437155840 | 8425437155758 | 59,23 (130,58)    | 7    | 462 154 350                          |
| SIMONWORK BT6L PRO LAMINATE 3 BOX 1500   | 9     | 865 x 1500 x 750 (34.1" x 59.1" x 29.5") | 876,61 €   | 1000 kg (2200 lb)     | 8425437155949 | 8425437155857 | 8425437155765 | 70,74 (155,96)    | 7    | 189 49 188                           |
| SIMONWORK BT6L PRO LAMINATE 3 BOX 1800   |       | 865 x 1800 x 750 (34.1" x 70.9" x 29.5") | 920,50 €   | 1000 kg (2200 lb)     | 8425437155956 | 8425437155864 | 8425437155772 | 76,07 (167,71)    | 7    | 147 63 126                           |
| SIMONWORK BT6 PRO LAMINATE 4 BOX 1200    |       | 865 x 1200 x 750 (34.1" x 47.2" x 29.5") | 855,98 €   | 1000 kg (2200 lb)     | 8425437155963 | 8425437155871 | 8425437155789 | 63,42 (139,82)    | 7    | 462 154 350                          |
| SIMONWORK BT6L PRO LAMINATE 4 BOX 1500   | 10    | 865 x 1500 x 750 (34.1" x 59.1" x 29.5") | 977,18 €   | 1000 kg (2200 lb)     | 8425437155970 | 8425437155888 | 8425437155796 | 77,22 (170,24)    | 7    | 189 49 188                           |
| SIMONWORK BT6L PRO LAMINATE 4 BOX 1800   |       | 865 x 1800 x 750 (34.1" x 70.9" x 29.5") | 1.021,07 € | 1000 kg (2200 lb)     | 8425437155987 | 8425437155895 | 8425437155802 | 82,54 (181,97)    | 7    | 147 63 126                           |
| SIMONWORK BT6 PRO LAMINATE 5 BOX 1200    |       | 865 x 1200 x 750 (34.1" x 47.2" x 29.5") | 949,36 €   | 1000 kg (2200 lb)     | 8425437126345 | 8425437125102 | 8425437125119 | 73,60 (162,3)     | 2    | 66 22 50                             |
| SIMONWORK BT6L PRO LAMINATE 5 BOX 1500   | 11    | 865 x 1500 x 750 (34.1" x 59.1" x 29.5") | 1.077,70 € | 1000 kg (2200 lb)     | 8425437126352 | 8425437125126 | 8425437125133 | 87,69 (193,3)     | 2    | 66 22 50                             |
| SIMONWORK BT6L PRO LAMINATE 5 BOX 1800   |       | 865 x 1800 x 750 (34.1" x 70.9" x 29.5") | 1.121,59 € | 1000 kg (2200 lb)     | 8425437126369 | 8425437125140 | 8425437125157 | 93,02 (205,1)     | 2    | 42 22 50                             |
| SIMONWORK BT6 PRO LAMINATE CABINET 1200  |       | 865 x 1200 x 750 (34.1" x 47.2" x 29.5") | 583,35 €   | 1000 kg (2200 lb)     | 8425437126376 | 8425437125164 | 8425437125171 | 56,55 (124,7)     | 8    | 294 176 400                          |
| SIMONWORK BT6L PRO LAMINATE CABINET 1500 | 12    | 865 x 1500 x 750 (34.1" x 59.1" x 29.5") | 707,78 €   | 1000 kg (2200 lb)     | 8425437126383 | 8425437125188 | 8425437125195 | 68,65 (151,4)     | 8    | 189 176 400                          |
| SIMONWORK BT6L PRO LAMINATE CABINET 1800 |       | 865 x 1800 x 750 (34.1" x 70.9" x 29.5") | 745,85 €   | 1000 kg (2200 lb)     | 8425437126390 | 8425437125201 | 8425437125218 | 73,98 (163,1)     | 8    | 147 176 400                          |

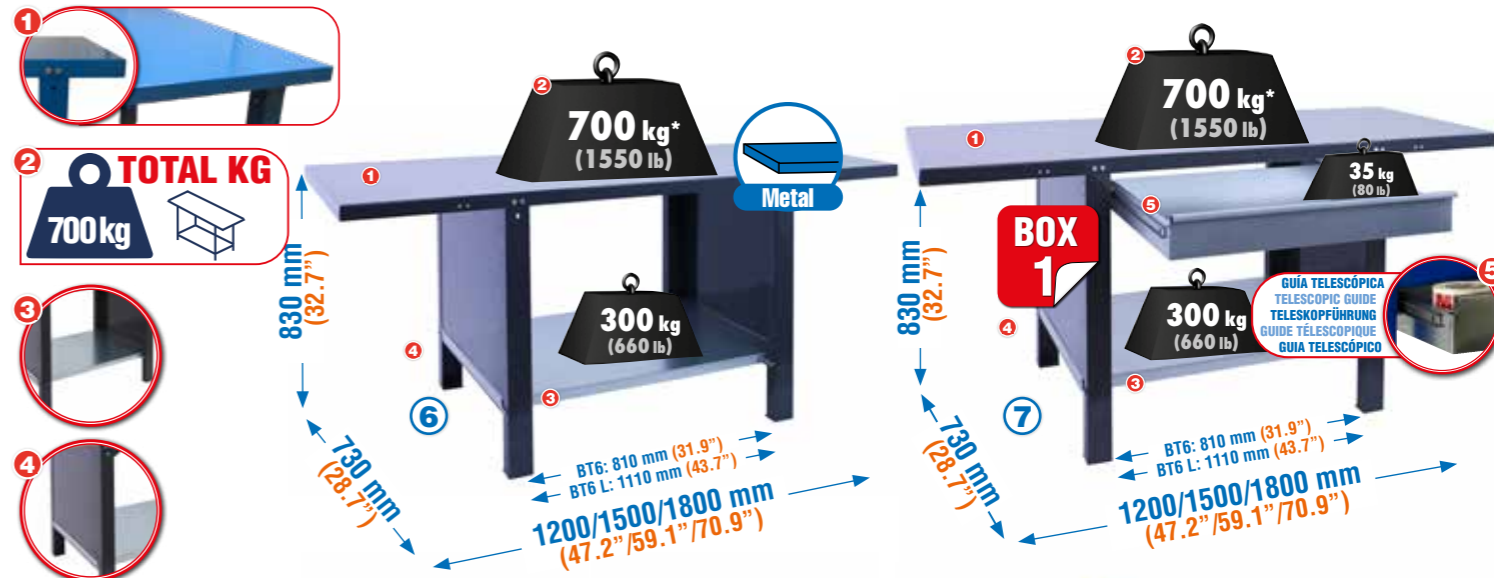
**METAL**



**SIMONWORK BT6 METAL**



| MODEL                             | PHOTO | H x W x D mm (inch)                      | €/Unit   | Load Capacity kg (lb) | Ant. EAN Code | Grey EAN Code | Blue EAN Code | Kg/Unit (lb/Unit) | Unit           | EU Palet Trailer Container 20' y 40' |
|-----------------------------------|-------|--|----------|-----------------------|---------------|---------------|---------------|-------------------|----------------|--------------------------------------|
| SIMONWORK BT6 METAL 1200          | 5     | 830 x 1200 x 730 (34.1" x 47.2" x 29.5") | 162,78 € | 600 kg (1350 lb)      | 8425437125980 | 8435104938379 | 8435104938362 | 29,66 (65.4)      | 16 792 528 768 | 8 528 88 200                         |
| SIMONWORK BT6 L METAL 1500        | 5     | 830 x 1500 x 730 (34.1" x 59.1" x 29.5") | 183,35 € | 600 kg (1350 lb)      | 8425437125997 | 8435104938409 | 8435104938393 | 33,79 (74.5)      | 16 324 528 696 | 8 324 88 200                         |
| SIMONWORK BT6 L METAL 1800        | 5     | 830 x 1800 x 730 (34.1" x 70.9" x 29.5") | 206,71 € | 600 kg (1350 lb)      | 8425437126000 | 8435104938430 | 8435104938423 | 37,33 (82.3)      | 16 396 528 624 | 8 396 88 200                         |
| SIMONWORK BT6 METAL 1 BOX 1200    | 6     | 830 x 1200 x 730 (34.1" x 47.2" x 29.5") | 255,99 € | 600 kg (1350 lb)      | 8425437126017 | 8435104938454 | 8435104938478 | 35,25 (77.7)      | 8 528 88 200   | 8 528 88 200                         |
| SIMONWORK BT6L METAL 1 BOX 1500   | 6     | 830 x 1500 x 730 (34.1" x 59.1" x 29.5") | 283,46 € | 600 kg (1350 lb)      | 8425437126024 | 8435104938485 | 8435104938508 | 40,48 (89.2)      | 8 216 88 200   | 8 216 88 200                         |
| SIMONWORK BT6L METAL 1 BOX 1800   | 6     | 830 x 1800 x 730 (34.1" x 70.9" x 29.5") | 300,39 € | 600 kg (1350 lb)      | 8425437126031 | 8435104938515 | 8435104938539 | 43,87 (96.7)      | 8 264 88 200   | 8 264 88 200                         |
| SIMONWORK BT6 METAL 2 BOX 1200    | 7     | 830 x 1200 x 730 (34.1" x 47.2" x 29.5") | 348,89 € | 600 kg (1350 lb)      | 8425437155635 | 8425437155543 | 8425437155451 | 40,03 (88.2)      | 8 528 176 400  | 8 528 176 400                        |
| SIMONWORK BT6L METAL 2 BOX 1500   | 7     | 830 x 1500 x 730 (34.1" x 59.1" x 29.5") | 383,39 € | 600 kg (1350 lb)      | 8425437155642 | 8425437155550 | 8425437155468 | 46,74 (103.0)     | 8 216 56 192   | 8 216 56 192                         |
| SIMONWORK BT6L METAL 2 BOX 1800   | 7     | 830 x 1800 x 730 (34.1" x 70.9" x 29.5") | 400,06 € | 600 kg (1350 lb)      | 8425437155659 | 8425437155567 | 8425437155475 | 50,13 (110.5)     | 8 264 72 144   | 8 264 72 144                         |
| SIMONWORK BT6 METAL 3 BOX 1200    | 8     | 830 x 1200 x 730 (34.1" x 47.2" x 29.5") | 450,37 € | 600 kg (1350 lb)      | 8425437155666 | 8425437155574 | 8425437155482 | 44,22 (97.5)      | 8 528 88 200   | 8 528 88 200                         |
| SIMONWORK BT6L METAL 3 BOX 1500   | 8     | 830 x 1500 x 730 (34.1" x 59.1" x 29.5") | 492,76 € | 600 kg (1350 lb)      | 8425437155673 | 8425437155581 | 8425437155499 | 52,21 (115.1)     | 8 216 88 200   | 8 216 88 200                         |
| SIMONWORK BT6L METAL 3 BOX 1800   | 8     | 830 x 1800 x 730 (34.1" x 70.9" x 29.5") | 509,73 € | 600 kg (1350 lb)      | 8425437155680 | 8425437155598 | 8425437155505 | 55,61 (122.6)     | 8 264 88 200   | 8 264 88 200                         |
| SIMONWORK BT6 METAL 4 BOX 1200    | 9     | 830 x 1200 x 730 (34.1" x 47.2" x 29.5") | 545,50 € | 600 kg (1350 lb)      | 8425437155697 | 8425437155604 | 8425437155512 | 48,41 (106.7)     | 8 528 176 400  | 8 528 176 400                        |
| SIMONWORK BT6L METAL 4 BOX 1500   | 9     | 830 x 1500 x 730 (34.1" x 59.1" x 29.5") | 595,16 € | 600 kg (1350 lb)      | 8425437155703 | 8425437155611 | 8425437155529 | 57,68 (127.2)     | 8 216 56 192   | 8 216 56 192                         |
| SIMONWORK BT6L METAL 4 BOX 1800   | 9     | 830 x 1800 x 730 (34.1" x 70.9" x 29.5") | 612,13 € | 600 kg (1350 lb)      | 8425437155710 | 8425437155628 | 8425437155536 | 61,08 (134.7)     | 8 264 72 144   | 8 264 72 144                         |
| SIMONWORK BT6 METAL 5 BOX 1200    | 10    | 830 x 1200 x 730 (34.1" x 47.2" x 29.5") | 629,34 € | 600 kg (1350 lb)      | 8425437126048 | 8425437126055 | 8425437126062 | 49,60 (109.4)     | 5 66 55 125    | 5 66 55 125                          |
| SIMONWORK BT6L METAL 5 BOX 1500   | 10    | 830 x 1500 x 730 (34.1" x 59.1" x 29.5") | 689,70 € | 600 kg (1350 lb)      | 8425437126079 | 8425437126086 | 8425437126093 | 64,25 (141.7)     | 5 66 55 125    | 5 66 55 125                          |
| SIMONWORK BT6L METAL 5 BOX 1800   | 10    | 830 x 1800 x 730 (34.1" x 70.9" x 29.5") | 701,39 € | 600 kg (1350 lb)      | 8425437126109 | 8425437126116 | 8425437126123 | 62,64 (138.1)     | 5 66 55 125    | 5 66 55 125                          |
| SIMONWORK BT6 METAL CABINET 1200  | 11    | 830 x 1200 x 730 (32.7" x 47.2" x 28.7") | 302,80 € | 600 kg (1350 lb)      | 8425437126130 | 8435104942666 | 8435104942659 | 43,50 (95.9)      | 8 528 88 200   | 8 528 88 200                         |
| SIMONWORK BT6L METAL CABINET 1500 | 11    | 830 x 1500 x 730 (32.7" x 59.1" x 28.7") | 362,37 € | 600 kg (1350 lb)      | 8425437126147 | 8435104942680 | 8435104942673 | 51,12 (112.7)     | 8 264 88 200   | 8 264 88 200                         |
| SIMONWORK BT6L METAL CABINET 1800 | 11    | 830 x 1800 x 730 (32.7" x 70.9" x 28.7") | 379,28 € | 600 kg (1350 lb)      | 8425437126154 | 8435104942703 | 8435104942697 | 54,51 (120.2)     | 8 264 88 200   | 8 264 88 200                         |

**METAL**



**SIMONWORK BT6 PRO METAL**

| MODEL                                 | PHOTO | H x W x D mm (inch)                      | €/Unit   | Load Capacity kg (lb) | Ant. EAN Code | Grey EAN Code | Blue EAN Code | Kg/Unit (lb/Unit) | Unit          | EU Palet Trailer Container 20' y 40' |
|---------------------------------------|-------|--|----------|-----------------------|---------------|---------------|---------------|-------------------|---------------|--------------------------------------|
| SIMONWORK BT6 PRO METAL 1200          | 6     | 830 x 1200 x 730 (32.7" x 47.2" x 28.7") | 193,44 € | 700 kg (1550 lb)      | 8425437126161 | 8425437124747 | 8425437124754 | 35,55 (78.4)      | 8 660 176 400 | 8 660 176 400                        |
| SIMONWORK BT6 L PRO METAL 1500        | 6     | 830 x 1500 x 730 (32.7" x 59.1" x 28.7") | 221,98 € | 700 kg (1550 lb)      | 8425437126178 | 8425437124761 | 8425437124778 | 41,38 (91.2)      | 8 324 176 400 | 8 324 176 400                        |
| SIMONWORK BT6 L PRO METAL 1800        | 6     | 830 x 1800 x 730 (32.7" x 70.9" x 28.7") | 241,03 € | 700 kg (1550 lb)      | 8425437126185 | 8425437124785 | 8425437124792 | 44,92 (99.0)      | 8 252 176 400 | 8 252 176 400                        |
| SIMONWORK BT6 PRO METAL 1 BOX 1200    | 7     | 830 x 1200 x 730 (34.1" x 47.2" x 29.5") | 241,03 € | 700 kg (1550 lb)      | 8425437126192 | 8425437124808 | 8425437124815 | 41,74 (92.0)      | 8 528 88 200  | 8 528 88 200                         |
| SIMONWORK BT6L PRO METAL 1 BOX 1500   | 7     | 830 x 1500 x 730 (34.1" x 59.1" x 29.5") | 315,71 € | 700 kg (1550 lb)      | 8425437126208 | 8425437124822 | 8425437124839 | 47,56 (104.9)     | 8 216 88 200  | 8 216 88 200                         |
| SIMONWORK BT6L PRO METAL 1 BOX 1800   | 7     | 830 x 1800 x 730 (34.1" x 70.9" x 29.5") | 340,74 € | 700 kg (1550 lb)      | 8425437126215 | 8425437124846 | 8425437124853 | 51,10 (112.7)     | 8 168 88 200  | 8 168 88 200                         |
| SIMONWORK BT6 PRO METAL 2 BOX 1200    | 8     | 830 x 1200 x 730 (32.7" x 47.2" x 28.7") | 380,58 € | 700 kg (1550 lb)      | 8425437156175 | 8425437156083 | 8425437155994 | 46,93 (103.5)     | 8 528 176 400 | 8 528 176 400                        |
| SIMONWORK BT6L PRO METAL 2 BOX 1500   | 8     | 830 x 1500 x 730 (32.7" x 59.1" x 28.7") | 423,95 € | 700 kg (1550 lb)      | 8425437156182 | 8425437156090 | 8425437156007 | 55,33 (122.0)     | 8 216 56 192  | 8 216 56 192                         |
| SIMONWORK BT6L PRO METAL 2 BOX 1800   | 8     | 830 x 1800 x 730 (32.7" x 70.9" x 28.7") | 441,31 € | 700 kg (1550 lb)      | 8425437156199 | 8425437156106 | 8425437156014 | 58,87 (129.8)     | 8 264 72 144  | 8 264 72 144                         |
| SIMONWORK BT6 PRO METAL 3 BOX 1200    | 9     | 830 x 1200 x 730 (34.1" x 47.2" x 29.5") | 482,64 € | 700 kg (1550 lb)      | 8425437156205 | 8425437156113 | 8425437156021 | 52,11 (114.9)     | 8 528 88 200  | 8 528 88 200                         |
| SIMONWORK BT6L PRO METAL 3 BOX 1500   | 9     | 830 x 1500 x 730 (34.1" x 59.1" x 29.5") | 534,06 € | 700 kg (1550 lb)      | 8425437156212 | 8425437156120 | 8425437156038 | 61,8 (136.3)      | 8 216 88 200  | 8 216 88 200                         |
| SIMONWORK BT6L PRO METAL 3 BOX 1800   | 9     | 830 x 1800 x 730 (34.1" x 70.9" x 29.5") | 551,73 € | 700 kg (1550 lb)      | 8425437156229 | 8425437156137 | 8425437156045 | 65,34 (144.1)     | 8 264 88 200  | 8 264 88 200                         |
| SIMONWORK BT6 PRO METAL 4 BOX 1200    | 10    | 830 x 1200 x 730 (32.7" x 47.2" x 28.7") | 577,77 € | 700 kg (1550 lb)      | 8425437156236 | 8425437156144 | 8425437156052 | 57,3 (126.3)      | 8 528 176 400 | 8 528 176 400                        |
| SIMONWORK BT6L PRO METAL 4 BOX 1500   | 10    | 830 x 1500 x 730 (32.7" x 59.1" x 28.7") | 636,46 € | 700 kg (1550 lb)      | 8425437156243 | 8425437156151 | 8425437156069 | 68,28 (150.5)     | 8 216 56 192  | 8 216 56 192                         |
| SIMONWORK BT6L PRO METAL 4 BOX 1800   | 10    | 830 x 1800 x 730 (32.7" x 70.9" x 28.7") | 654,13 € | 700 kg (1550 lb)      | 8425437156250 | 8425437156168 | 8425437156076 | 71,82 (158.3)     | 8 264 72 144  | 8 264 72 144                         |
| SIMONWORK BT6 PRO METAL 5 BOX 1200    | 11    | 830 x 1200 x 730 (32.7" x 47.2" x 28.7") | 672,85 € | 700 kg (1550 lb)      | 8425437126222 | 8425437124860 | 8425437124877 | 66,48 (146.6)     | 5 66 55 125   | 5 66 55 125                          |
| SIMONWORK BT6L PRO METAL 5 BOX 1500   | 11    | 830 x 1500 x 730 (32.7" x 59.1" x 28.7") | 718,61 € | 700 kg (1550 lb)      | 8425437126239 | 8425437124884 | 8425437124891 | 72,30 (159.4)     | 5 64 55 125   | 5 64 55 125                          |
| SIMONWORK BT6L PRO METAL 5 BOX 1800   | 11    | 830 x 1800 x 730 (32.7" x 70.9" x 28.7") | 736,28 € | 700 kg (1550 lb)      | 8425437126246 | 8425437124907 | 8425437124914 | 75,84 (167.2)     | 5 42 55 125   | 5 42 55 125                          |
| SIMONWORK BT6 PRO METAL CABINET 1200  | 12    | 830 x 1200 x 730 (32.7" x 47.2" x 28.7") | 328,41 € | 700 kg (1550 lb)      | 8425437126253 | 8425437124921 | 8425437124938 | 51,68 (113.9)     | 8 264 88 200  | 8 264 88 200                         |
| SIMONWORK BT6L PRO METAL CABINET 1500 | 12    | 830 x 1500 x 730 (32.7" x 59.1" x 28.7") | 380,06 € | 700 kg (1550 lb)      | 8425437126260 | 8425437124945 | 8425437124952 | 59,71 (131.6)     | 8 216 88 200  | 8 216 88 200                         |
| SIMONWORK BT6L PRO METAL CABINET 1800 | 12    | 830 x 1800 x 730 (32.7" x 70.9" x 28.7") | 397,41 € | 700 kg (1550 lb)      | 8425437126277 | 8425437124969 | 8425437124976 | 63,25 (139.4)     | 8 168 88 200  | 8 168 88 200                         |



**SIMONWORK BT6 MDF TANDEM**

| MODEL                                   | PHOTO | H x W x D mm (inch)                      | €/Unit     | Load Capacity kg (lb) | Ant. EAN Code | Grey EAN Code | Blue EAN Code | Kg/Unit (lb/Unit) | Unit | EU Palet Trailer Container 20'y 40' |
|---|-------|--|------------|-----------------------|---------------|---------------|---------------|-------------------|------|-------------------------------------|
| SIMONWORK BT6 MDF TANDEM 2100           | 5     | 865 x 2100 x 750 (34.1" x 82.7" x 29.5") | 469,52 €   | 600 kg (1350 lb)      | 8425437126758 | 8425437126765 | 8425437126772 | 71,44 (157.5)     | 1    | 198 66 150                          |
| SIMONWORK BT6 MDF TANDEM 2BOX 2100      | 6     | 865 x 2100 x 750 (34.1" x 82.7" x 29.5") | 650,36 €   | 600 kg (1350 lb)      | 8425437126789 | 8425437126796 | 8425437126802 | 85,91 (189.4)     | 1    | 33 11 25                            |
| SIMONWORK BT6 MDF TANDEM 6BOX 2100      | 7     | 865 x 2100 x 750 (34.1" x 82.7" x 29.5") | 1.023,71 € | 600 kg (1350 lb)      | 8425437126819 | 8425437126826 | 8425437126833 | 110,52 (243.7)    | 1    | 33 11 25                            |
| SIMONWORK BT6 MDF TANDEM 10BOX 2100     | 8     | 865 x 2100 x 750 (34.1" x 82.7" x 29.5") | 1.388,09 € | 600 kg (1350 lb)      | 8425437126840 | 8425437126857 | 8425437126864 | 130,52 (287.8)    | 1    | 33 11 25                            |
| SIMONWORK BT6 MDF TANDEM 1BOX 1CAB 2100 | 9     | 865 x 2100 x 750 (34.1" x 82.7" x 29.5") | 701,20 €   | 600 kg (1350 lb)      | 8425437126871 | 8425437126888 | 8425437126895 | 91,47 (201.7)     | 1    | 33 11 25                            |
| SIMONWORK BT6 MDF TANDEM 5BOX 1CAB 2100 | 10    | 865 x 2100 x 750 (34.1" x 82.7" x 29.5") | 1.066,50 € | 600 kg (1350 lb)      | 8425437126901 | 8425437126918 | 8425437126925 | 116,21 (256.2)    | 1    | 33 11 25                            |

**Bandeja Metálica BT6/Metal Shelves BT6/Metallische Fachböden BT6/Tablettes Métalliques BT6**



| Description                 | W x D x H Dim. mm (inch)             | EAN Code      | Kg/Unit (lb/Unit) | €/Unit  | Unit Pack. |
|-----------------------------|--------------------------------------|---------------|-------------------|---------|------------|
| Bandeja Metálica BT6 Galva  | 970x630x35mm (33.8" x 20.4" x 1.4")  | 8435104945858 | 8,01 (17.7)       | 40,12 € | 1          |
| Bandeja Metálica BT6L Galva | 1240x630x35mm (48.8" x 24.8" x 1.4") | 8425437127243 | 9,73 (21.5)       | 48,93 € | 1          |



**SIMONWORK BT6 PRO TANDEM LAMINATE**

| MODEL   | PHOTO | H x W x D mm (inch)                       | €/Unit     | Load Capacity kg (lb) | Ant. EAN Code | Grey EAN Code | Blue EAN Code | Kg/Unit (lb/Unit) | Unit | EU Palet Trailer Container 20'y 40' |
|---|-------|---|------------|-----------------------|---------------|---------------|---------------|-------------------|------|-------------------------------------|
| SIMONWORK BT6 PRO TANDEM LAMINATE 2100            | 6     | 865 x 2100 x 750 (34.1" x 82.7" x 29.5")  | 850,54 €   | 1000 kg (2200 lb)     | 8425437126406 | 8425437125225 | 8425437125232 | 67,05 (147.8)     | 1    | 108 30 108                          |
| SIMONWORK BT6L PRO TANDEM LAMINATE 2600           | 6     | 865 x 2600 x 750 (34.1" x 102.4" x 29.5") | 1.025,24 € | 1000 kg (2200 lb)     | 8425437126468 | 8425437126475 | 8425437126482 | 78,79 (173.7)     | 1    | 198 66 150                          |
| SIMONWORK BT6 PRO TANDEM LAMINATE 2BOX 2100       | 7     | 865 x 2100 x 750 (34.1" x 82.7" x 29.5")  | 1.111,93 € | 1000 kg (2200 lb)     | 8425437126413 | 8425437125249 | 8425437125256 | 76,61 (168.9)     | 1    | 18 5 18                             |
| SIMONWORK BT6L PRO TANDEM LAMINATE 2BOX 2600      | 7     | 865 x 2600 x 750 (34.1" x 102.4" x 29.5") | 1.313,64 € | 1000 kg (2200 lb)     | 8425437126499 | 8425437126505 | 8425437126512 | 89,74 (197.8)     | 1    | 33 11 25                            |
| SIMONWORK BT6 PRO TANDEM LAMINATE 6BOX 2100       | 8     | 865 x 2100 x 750 (34.1" x 82.7" x 29.5")  | 1.519,37 € | 1000 kg (2200 lb)     | 8425437126420 | 8425437125263 | 8425437125270 | 98,16 (216.4)     | 1    | 18 5 18                             |
| SIMONWORK BT6L PRO TANDEM LAMINATE 6BOX 2600      | 8     | 865 x 2600 x 750 (34.1" x 102.4" x 29.5") | 1.755,37 € | 1000 kg (2200 lb)     | 8425437126529 | 8425437126536 | 8425437126543 | 123,64 (272.6)    | 1    | 33 11 25                            |
| SIMONWORK BT6 PRO TANDEM LAMINATE 10BOX 2100      | 9     | 865 x 2100 x 750 (34.1" x 82.7" x 29.5")  | 1.921,67 € | 1000 kg (2200 lb)     | 8425437126437 | 8425437125287 | 8425437125294 | 118,00 (260.2)    | 1    | 18 5 18                             |
| SIMONWORK BT6L PRO TANDEM LAMINATE 10BOX 2600     | 9     | 865 x 2600 x 750 (34.1" x 102.4" x 29.5") | 2.191,76 € | 1000 kg (2200 lb)     | 8425437126550 | 8425437126567 | 8425437126574 | 142,35 (313.8)    | 1    | 33 11 25                            |
| SIMONWORK BT6 PRO TANDEM LAMINATE 1BOX 1CAB 2100  | 10    | 865 x 2100 x 750 (34.1" x 82.7" x 29.5")  | 1.128,61 € | 1000 kg (2200 lb)     | 8425437126444 | 8425437125300 | 8425437125317 | 87,08 (192.0)     | 1    | 18 5 18                             |
| SIMONWORK BT6L PRO TANDEM LAMINATE 1BOX 1CAB 2600 | 10    | 865 x 2600 x 750 (34.1" x 102.4" x 29.5") | 1.353,60 € | 1000 kg (2200 lb)     | 8425437126581 | 8425437126598 | 8425437126604 | 102,41 (225.8)    | 1    | 33 11 25                            |
| SIMONWORK BT6 PRO TANDEM LAMINATE 5BOX 1CAB 2100  | 11    | 865 x 2100 x 750 (34.1" x 82.7" x 29.5")  | 1.530,91 € | 1000 kg (2200 lb)     | 8425437126451 | 8425437125324 | 8425437125331 | 100,92 (222.5)    | 1    | 18 5 18                             |
| SIMONWORK BT6L PRO TANDEM LAMINATE 5BOX 1CAB 2600 | 11    | 865 x 2600 x 750 (34.1" x 102.4" x 29.5") | 1.796,02 € | 1000 kg (2200 lb)     | 8425437126611 | 8425437126628 | 8425437126635 | 132,31 (291.7)    | 1    | 33 11 25                            |

\* Capacidad de carga de 1000kg en estático, en estante principal con carga repartida uniformemente. Load capacity of 1000kg in static, on main shelf with evenly distributed load. Tragfähigkeit von 1000 kg statisch, auf Hauptregal bei gleichmäßig verteilter Last. Capacité de charge de 1000 kg en statique, sur l'étagère principale avec une charge uniformément répartie. Capacidade de carga de 1000kg em estática, na prateleira principal com carga uniformemente distribuída.



**SIMONWORK BT6 PRO TRIPLE LAMINATE**

| MODEL  | PHOTO | H x W x D<br>mm (inch)                       | €/Unit     | Load Capacity<br>kg (lb) | Ant.<br>EAN Code | Grey<br>EAN Code | Blue<br>EAN Code | Kg/Unit<br>(lb/Unit) | Unit | EU Palet<br>Trailer<br>Container 20'y 40' |
|--|-------|--|------------|--------------------------|------------------|------------------|------------------|----------------------|------|---|
| SIMONWORK BT6 PRO TRIPLE LAMINATE            | 1     | 865 x 3000 x 750<br>(34.1" x 118.1" x 29.5") | 1.085,02 € | 1000 kg<br>(2200 lb)     | 8425437126642    | 8425437125348    | 8425437125355    | 95,56 (210.7)        | 6    | 72 520 24 72                              |
| SIMONWORK BT6 PRO TRIPLE LAMINATE 3BOX 3000  | 2     | 865 x 3000 x 750<br>(34.1" x 118.1" x 29.5") | 1.450,05 € | 1000 kg<br>(2200 lb)     | 8425437126659    | 8425437125362    | 8425437125379    | 112,81 (248.7)       | 12   | 520 4 12                                  |
| SIMONWORK BT6 PRO TRIPLE LAMINATE 15BOX 3000 | 3     | 865 x 3000 x 750<br>(34.1" x 118.1" x 29.5") | 2.672,39 € | 1000 kg<br>(2200 lb)     | 8425437126666    | 8425437125386    | 8425437125393    | 174,19 (384.0)       | 12   | 520 4 12                                  |

\* Capacidad de carga de 1000kg en estático, en estante principal con carga repartida uniformemente. Load capacity of 1000kg in static, on main shelf with evenly distributed load. Tragfähigkeit von 1000 kg statisch, auf Hauptregal bei gleichmäßig verteilter Last. Capacité de charge de 1000 kg en statique, sur l'étagère principale avec une charge uniformément répartie. Capacidade de carga de 1000kg em estática, na prateleira principal com carga uniformemente distribuída.


**SIMONWORK BT6 PRO TRIPLE LAMINATE BOX + CABINET**

| MODEL   | PHOTO | H x W x D<br>mm (inch)                       | €/Unit     | Load Capacity<br>kg (lb) | Ant.<br>EAN Code | Grey<br>EAN Code | Blue<br>EAN Code | Kg/Unit<br>(lb/Unit) | Unit | EU Palet<br>Trailer<br>Container 20'y 40' |
|---|-------|--|------------|--------------------------|------------------|------------------|------------------|----------------------|------|---|
| SIMONWORK BT6 PRO TRIPLE LAMINATE 2BOX 1CAB 3000  | 1     | 865 x 3000 x 750<br>(34.1" x 118.1" x 29.5") | 1.476,78 € | 1000 kg<br>(2200 lb)     | 8425437126673    | 8425437125409    | 8425437125416    | 122,62 (270.3)       | 12   | 520 4 12                                  |
| SIMONWORK BT6 PRO TRIPLE LAMINATE 10BOX 1CAB 3000 | 2     | 865 x 3000 x 750<br>(34.1" x 118.1" x 29.5") | 1.702,83 € | 1000 kg<br>(2200 lb)     | 8425437126680    | 8425437125423    | 8425437125430    | 172,11 (379.4)       | 12   | 520 4 12                                  |

\* Capacidad de carga de 1000kg en estático, en estante principal con carga repartida uniformemente. Load capacity of 1000kg in static, on main shelf with evenly distributed load. Tragfähigkeit von 1000 kg statisch, auf Hauptregal bei gleichmäßig verteilter Last. Capacité de charge de 1000 kg en statique, sur l'étagère principale avec une charge uniformément répartie. Capacidade de carga de 1000kg em estática, na prateleira principal com carga uniformemente distribuída.



# SIMONWORK Simonwork



## BAÚL METÁLICO DE TRANSPORTE

| MODEL   | H x W x D<br>mm (inch)                     | €/Unit   | Load<br>Capacity<br>kg (lb) | Ant.<br>EAN Code | Kg/Unit<br>(lb/Unit) | Unit | EU Palet<br>Trailer<br>Container 20' y 40' |
|---|--|----------|-----------------------------|------------------|----------------------|------|--|
| BAÚL METÁLICO<br>DE TRANSPORTE<br>370x900x500 | 370 x 900 x 500<br>(14.6" x 35.4" x 19.7") | 199,90 € | 90 kg<br>(198 lb)           | 8425437139482    | 7,50 (16.5)          |      |  |

Ruedas/Wheels/Räder/Roues/Rodas

| Description   | EAN Code      | Load Capacity <sup>#</sup><br>Kg (lb) Rueda/Whell | €/Unit  | Unit Pack. |
|---|---------------|---|---------|------------|
| <b>A</b> *RUEDA DOBLE 50 mm S/FRENO+PIE+3T.M6+2T.M8+TUERCAS   | 8435104926543 | 30 Kg (66lb)                                      | 18,80 € | 1          |
| <b>B</b> *RUEDA DOBLE 50 mm C/FRENO+PIE+3T.M6+2T.M8+TUERCAS   | 8435104926550 | 30 Kg (66lb)                                      | 22,94 € | 1          |
| <b>C</b> BOLSA/BAG 4 Ruedas/Wheels Doble 50mm (2.0") + 8 TOR+TUE / 8 BOLTS+NUTS (2 Con Freno/With Brakes + 2 Sin Freno/Without Brake) | 8425437089633 | 30 Kg (66lb)                                      | 82,36 € | 4          |

Distancia de 1ª bandeja al suelo 80 mm (3.2") / The distance from the 1st shelf to the floor 80 mm (3.2")  
Distanz vom ersten Fachboden bis zum Boden 80 mm (3.2") / Distance de la première tablette au sol 80 mm (3.2")

| Dim. mm (inch) | Grey          | Zinc          | Blue          | Load Capacity <sup>#</sup><br>Kg (lb) | €/Unit  | Kg/Unit (lb/Unit) |
|----------------|---------------|---------------|---------------|---------------------------------------|---------|-------------------|
| 900 (35.4")    | 8435104946541 | 8435104946510 | 8435104946480 | 120 Kg (265lb)                        | 96,58 € | 4,51 (9.9)        |
| 1200 (47.2")   | 8435104946558 | 8435104946527 | 8435104946497 | 120 Kg (265lb)                        | 97,88 € | 4,85 (10.7)       |
| 1500 (59.1")   | 8435104946565 | 8435104946534 | 8435104946503 | 120 Kg (265lb)                        | 99,19 € | 5,13 (11.3)       |

# La capacidad de carga de los productos que usen este accesorio cambiará a la capacidad máxima de carga indicada para este accesorio.  
The load capacity of products using this accessory will change to the maximum load capacity indicated for this accessory.

Zócalos BT/Socles BT/Socket BT/Socles BT/Tomadas BT

| BT (BT-1/BT-2/BT-3/BT-4/BT-5/BT-7) |                         |               |                   |         | BT-6       |                  |                         |               |                   |         |            |
|------------------------------------|-------------------------|---------------|-------------------|---------|------------|------------------|-------------------------|---------------|-------------------|---------|------------|
| Model                              | Dim. mm (inch)          | EAN Code      | Kg/Unit (lb/Unit) | €/Unit  | Unit Pack. | Model            | Dim. mm (inch)          | EAN Code      | Kg/Unit (lb/Unit) | €/Unit  | Unit Pack. |
| ZOCALO BT 600                      | 600 x 100 (23.6"x3.9")  | 8435104934012 | 0,70 (1.5)        | 3,64 €  | 1          | ZOCALO BT-6 1200 | 1200 x 100 (47.2"x3.9") | 8435104937655 | 1,58 (3.5)        | 9,17 €  | 1          |
| ZOCALO BT 750                      | 750 x 100 (29.5"x3.9")  | 8435104934029 | 0,83 (1.8)        | 4,62 €  | 1          | ZOCALO BT-6 1500 | 1500 x 100 (59.1"x3.9") | 8435104937662 | 1,92 (4.2)        | 11,08 € | 1          |
| ZOCALO BT 900                      | 900 x 100 (35.4"x3.9")  | 8435104934036 | 0,96 (2.1)        | 5,45 €  | 1          | ZOCALO BT-6 1800 | 1800 x 100 (70.9"x3.9") | 8435104937679 | 2,27 (5.0)        | 14,01 € | 1          |
| ZOCALO BT 1200                     | 1200 x 100 (47.2"x3.9") | 8435104934043 | 1,21 (2.7)        | 7,16 €  | 1          |                  |                         |               |                   |         |            |
| ZOCALO BT 1500                     | 1500 x 100 (59.1"x3.9") | 8435104934050 | 1,46 (3.2)        | 8,56 €  | 1          |                  |                         |               |                   |         |            |
| ZOCALO BT 1800                     | 1800 x 100 (70.9"x3.9") | 8435104934067 | 1,71 (3.8)        | 10,03 € | 1          |                  |                         |               |                   |         |            |

Chapa metálica/Metal sheet/Blech/Tôle/Chapa metálica

| W x D<br>Dim. mm (inch)  | EAN Code      | Kg/Unit (lb/Unit) | €/Unit  |
|--------------------------|---------------|-------------------|---------|
| 900 x 350 (35.4"x13.8")  | 8435104919828 | 2,42 (5.3)        | 12,54 € |
| 900 x 400 (35.4"x15.7")  | 8435104919859 | 2,71 (6.0)        | 14,19 € |
| 1200 x 350 (47.2"x13.8") | 8435104919835 | 3,14 (6.9)        | 16,59 € |
| 1200 x 400 (47.2"x15.7") | 8435104919866 | 3,52 (7.8)        | 18,77 € |
| 1500 x 350 (59.1"x13.8") | 8435104919842 | 3,85 (8.5)        | 20,63 € |
| 1500 x 400 (59.1"x15.7") | 8435104919873 | 4,33 (9.6)        | 23,35 € |
| 900 x 600 (35.4"x23.6")  | 8435104919880 | 3,88 (8.6)        | 20,79 € |
| 900 x 750 (35.4"x29.5")  | 8435104919910 | 4,76 (10.5)       | 25,74 € |
| 1200 x 600 (47.2"x23.6") | 8435104919897 | 5,07 (11.2)       | 27,50 € |
| 1200 x 750 (47.2"x29.5") | 8435104919927 | 6,23 (13.7)       | 34,05 € |
| 1500 x 600 (59.1"x23.6") | 8435104919903 | 6,25 (13.8)       | 34,21 € |
| 1500 x 750 (59.1"x29.5") | 8435104919934 | 7,69 (17.0)       | 42,35 € |
| 1800 x 750 (70.1"x29.5") | 8425437126963 | 9,16 (20.2)       | 43,42 € |

Repisa Basculante/Swingable Ledge/Schwenkbare Leiste/Étagère Coulissante/ Prateleira Inclinável\*

| Dim. mm (inch)          | Zinc          | EAN Code | €/Unit     | Kg/Unit (lb/Unit) |
|-------------------------|---------------|----------|------------|-------------------|
| 900 x 200 (35.4"x7.9")  | 8435104947869 | 13,98 €  | 2,14 (4.7) |                   |
| 1200 x 200 (47.2"x7.9") | 8435104947876 | 16,07 €  | 2,59 (5.7) |                   |
| 1500 x 200 (59.1"x7.9") | 8435104947883 | 18,78 €  | 3,06 (6.8) |                   |

Cajones/Drawer/Schublade/Tiroirs/Gavetas

| BOX: BT0/BT1/BT2/BT3/BT4/BT5* |               |                   |         | BOX BT6 MDF / METAL* |               |                   |          |
|-------------------------------|---------------|-------------------|---------|----------------------|---------------|-------------------|----------|
| Model                         | EAN Code      | Kg/Unit (lb/Unit) | €/Unit  | Model                | EAN Code      | Kg/Unit (lb/Unit) | €/Unit   |
| BOX 900x600                   | 8435104934074 | 9,00 (19.8)       | 39,84 € | BOX BT6 (1200)       | 8435104947074 | 5,39 (11.9)       | 93,34 €  |
| BOX 900x750                   | 8435104934104 | 9,78 (21.6)       | 41,39 € | BOX BT6L (1500/1800) | 8425437127236 | 6,67 (14.7)       | 100,25 € |
| BOX 1200x600                  | 8435104934081 | 10,74 (23.7)      | 46,75 € |                      |               |                   |          |
| BOX 1200x750                  | 8435104934111 | 11,07 (24.4)      | 48,30 € |                      |               |                   |          |
| BOX 1500x600                  | 8435104934098 | 12,03 (26.5)      | 53,66 € |                      |               |                   |          |
| BOX 1500x750                  | 8435104934128 | 12,36 (27.3)      | 55,21 € |                      |               |                   |          |

\*GUÍA TELESCÓPICA / TELESCOPIC GUIDE / TELESKOPFÜHRUNG / GUIDE TÉLESCOPIQUE / GUIA TELESCÓPICO

Bandeja Metálica BT6/Metal Shelves BT6/Metallische Fachböden BT6/Tablettes Métalliques BT6

| Description                 | W x D x H<br>Dim. mm (inch)          | EAN Code      | Kg/Unit (lb/Unit) | €/Unit  | Unit Pack. |
|-----------------------------|--------------------------------------|---------------|-------------------|---------|------------|
| Bandeja Metálica BT6 Galva  | 970x630x35mm (33.8" x 20.4" x 1.4")  | 8435104945858 | 8,01 (17.7)       | 40,12 € | 1          |
| Bandeja Metálica BT6L Galva | 1240x630x35mm (48.8" x 24.8" x 1.4") | 8425437127243 | 9,73 (21.5)       | 48,93 € | 1          |

- PANEL CLICK - CABINET TOOLS
- SIMONWORK BT6 METAL CABINET - SIMONWORK BT6 MDF CABINET
- SIMONWORK BT3 - SIMONWORK BT3 BOX
- SIMONWORK BT2 - SIMONWORK BT2 BOX - SIMONWORK BT2 CABINET

Gavetas/Storage bins/Schubfächer/Bacs plastiques/Caixas de armazenamento

| Description - Dim. mm (inch)  | EAN Code      | €/Unit  | Unit Pack. |
|---|---------------|---------|------------|
| Blister 5 gavetas / storage bins 52 x 100 x 95 mm (2.1" x 3.9" x 3.7")  | 8435104927052 | 17,17 € | 1          |
| Blister 5 gavetas / storage bins 80 x 100 x 170 mm (3.2" x 3.9" x 6.7") | 8435104927069 | 29,81 € | 1          |

Imanes Ferrita/Magnets Ferrita/Magnete Ferrita/Aimants Ferrita/Ímãs de Ferrite

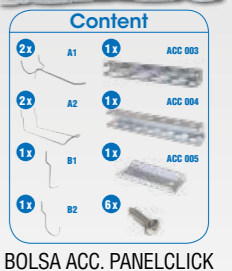
| Description                                      | W x D x H<br>Dim. mm (inch) | EAN Code      | Kg/Unit (lb/Unit) | €/Unit | Unit Pack. |
|--|-----------------------------|---------------|-------------------|--------|------------|
| BLISTER 8 IMANES PANEL / BLISTER 8 MAGNETS PANEL | 25 mm Ø (1.0" Ø)            | 8435104949351 | 0,50 (1.1)        | 6,41 € | 1          |

Ganchos/Hooks/Crochets

| Description                                | EAN Code      | €/Unit  | Unit Pack. |
|--|---------------|---------|------------|
| <b>K</b> BOLSA 8 ganchos/hooks dobles      | 8435104949337 | 10,90 € | 1          |
| <b>L</b> BOLSA 10 ganchos/hooks simples    | 8435104949344 | 6,01 €  | 1          |
| <b>M</b> BOLSA 2 ganchos/hooks SIMONCLICK  | 8425437139475 | 3,22 €  | 1          |
| <b>A1</b> 6 Hook01 (A1) Gancho Doble T 100 | 8435104918623 | 10,26 € | 1          |
| <b>A1</b> 6 Hook02 (A1) Gancho Doble T 150 | 8435104918630 | 11,12 € | 1          |
| <b>A2</b> 6 Hook03 (A2) Gancho Doble U 100 | 8435104918647 | 5,04 €  | 1          |
| <b>A2</b> 6 Hook04 (A2) Gancho Doble U 150 | 8435104918654 | 5,45 €  | 1          |
| <b>B1</b> 10 Hook05 (B1) Gancho Sencillo V | 8435104918678 | 5,00 €  | 1          |
| <b>B2</b> 10 Hook06 (B2) Gancho Sencillo U | 8435104918661 | 5,14 €  | 1          |

Accesorios/Accessories/Zubehör/Accessoires Panneau Click/Clique em Acessórios do painel

| Description                    | W x D x H                               | EAN Code      | €/Unit  | Unit Pack. |
|--------------------------------|---|---------------|---------|------------|
| ACC 001                        | 340 x 162 x 43 mm (13.4" x 6.4" x 1.7") | 8435104933435 | 7,55 €  | 1          |
| ACC 002                        | 220 x 38 x 35 mm (8.7" x 1.5" x 1.4")   | 8435104941898 | 5,75 €  | 1          |
| ACC 003                        | 282 x 35 x 35 mm (11.1" x 1.4" x 1.4")  | 8435104933411 | 4,12 €  | 1          |
| ACC 004                        | 220 x 38 x 35 mm (8.7" x 1.5" x 1.4")   | 8435104933428 | 5,20 €  | 1          |
| ACC 005                        | 132 x 65 x 15 mm (5.2" x 2.6" x 0.6")   | 8435104933442 | 2,55 €  | 1          |
| ACC 011                        | 145 x 50 x 52 mm (5.7" x 2.0" x 2.1")   | 8435104942789 | 6,73 €  | 1          |
| ACC 010                        | 4 Acces BT-PANEL                        | 8435104941881 | 21,23 € | 1          |
| BOLSA ACC. PANELCLICK 9 PIEZAS | 260x300x40 mm (10.2" x 11.8" x 1.6")    | 8435104943915 | 18,54 € | 1          |



BOLSA ACC. PANELCLICK